

1

2

3

4

5

6

7

A

B

C

D

E

F

G

H

A

B

C

D

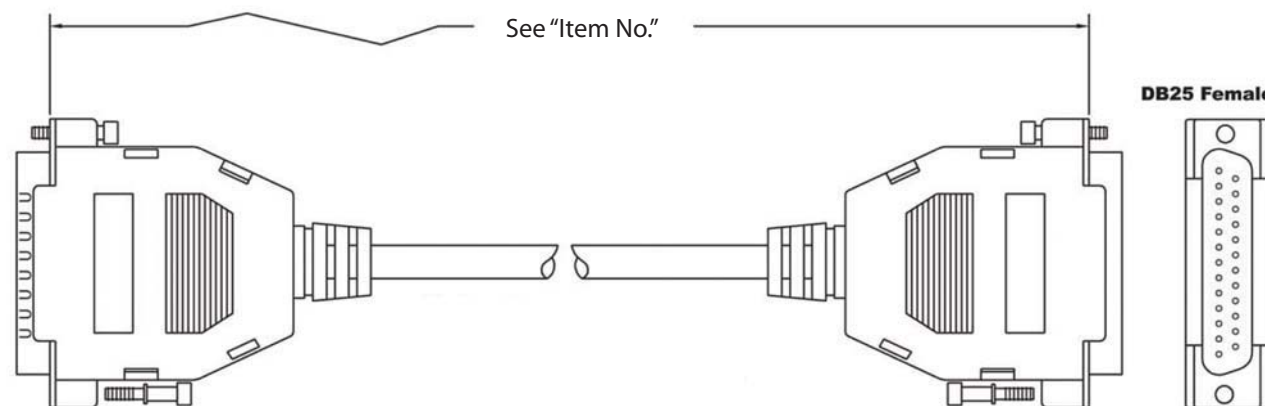

E

F

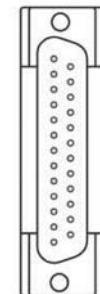
G

H

DB25 Male



DB25 Female



Configuration:	DB25M	DB25F
1	_____	1
2	_____	2
3	_____	3
4	_____	4
5	_____	5
6	_____	6
7	_____	7
8	_____	8
9	_____	9
10	_____	10
11	_____	11
12	_____	12
13	_____	13
14	_____	14
15	_____	15
16	_____	16
17	_____	17
18	_____	18
19	_____	19
20	_____	20
21	_____	21
22	_____	22
23	_____	23
24	_____	24
25	_____	25
Shield	_____	Shield

Material:

- Cable: #28 25C+1+AL/MY O.D.:7.0mm
- Both connectors with normal type
- Screw(Metal):#4-40UNC Type
- Assembly(Snap Hood) Type

Notes:

- Total Length: See "Item No."
- Color: Beige
- Assembly Type

Scale	1:1						Name
TOLERANCE						Drawn	11.11.11 Chappell
X.X	±0.40					Approved	
X.XX	±0.25						
X.XXX	±0.15						
Angle	±3°						
ASSMANN components							
Modification				Date	Name	Replace	

RoHS
Compliant

Item No. **AK404-2-R (2 Meters)**
AK526-3-R (3 Meters)
AK405-5-R (5 Meters)

Title Extension Cable for 25 Pin Interface,
D-Sub 25 pin M to D-Sub 25 pin F,
Serial / Parallel

Drawing No.

rev00

Replace

Sheet

1

2

3

4

5

6

7