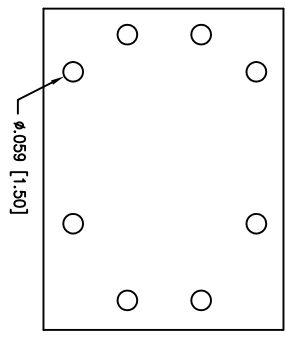


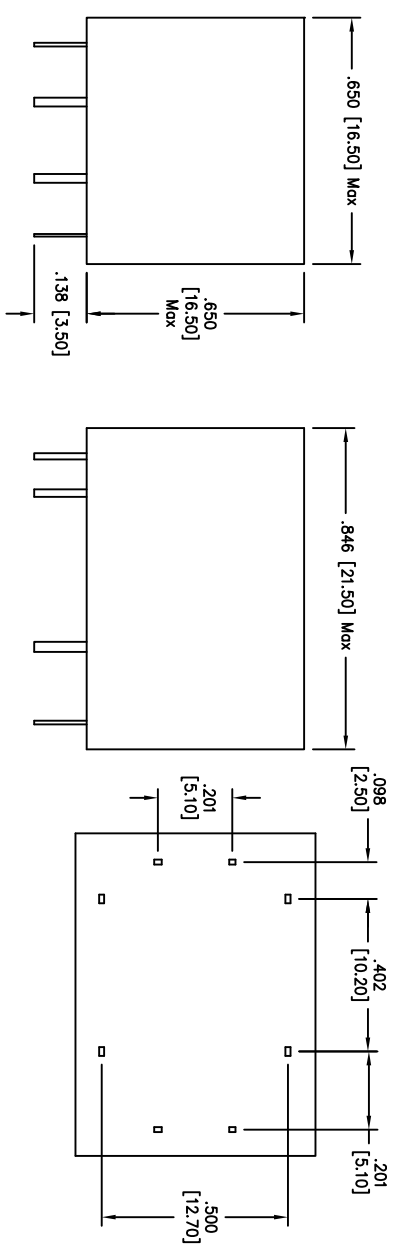
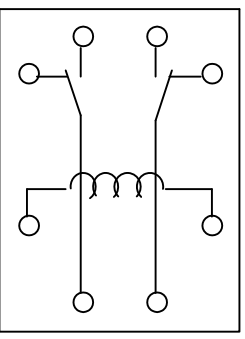
Rev	AWO #	Description	Date	Appr
-		RELEASED	6/28/10	

APPROVED: \_\_\_\_\_ TITLE: \_\_\_\_\_  
 DATE: \_\_\_\_\_

RECOMMENDED MOUNTING HOLES



WIRING DIAGRAM  
(Bottom View)



PART NO.	RPE-5A-P-24-S
Rated Voltage (V DC)	24VDC
Power consumption (W)	0.5W
Maximum voltage	150 Max.
Must Drop-out Voltage	10 Min.
Must Operate Voltage	75 Max.
Coil Resistance	1152Ω
Rated Current	20.8mA

**SPECIFICATIONS:**  
**Electrical:**  
 Contact arrangement: DPDT (2 Form C)  
 Contact material: Silver Alloy  
 Contact Rating (Resistive load): 5A 125VAC/28VDC  
 Switching Voltage: AC380V / DC50V Max.  
 Contact resistance: 50 mΩ max. Initial  
 Insulation resistance: 100 MΩ min. @ 500V DC  
 Dielectric Strength:  
 Between open contact: 750VAC (50Hz/min)  
 Between Coil & Contact: 1000VAC (50Hz/min)  
 Operating time: 10ms max. Release time: 5ms max.  
 Electrical Life: 100,000  
**Mechanical:**  
 Vibration resistance (Endurance): 1.5mm D.A. 10-55HZ  
 Shock resistance: 10g Approx.  
 Mechanical Life: 10,000,000  
 Temperature Rating: Ambient temperature: -40°C to +70°C  
**Environmental:**  
 Lead free, RoHS compliant  
 Recommended soldering temp: 235°C for 5 sec.  
 Packaging: Anti-ESD plastic trays  
 Safety Agency Approvals: cUL Recognized File No. E305638

**UNLESS OTHERWISE SPECIFIED**  
 ALL DIMENSIONS ARE INCHES [MM]  
 TOLERANCES: EXCEPT AS NOTED  
 INCHES: .X ±.10 ØXX ±.015  
 .XX ±.020 ØXXX ±.010  
 .XXX ±.015 ØXXXX

**ADAM TECH**

909 Rahway Avenue, Union, NJ 07083  
 Phone: 908-687-5000 Fax: 908-687-5710

POWER RELAY, 5A, 24VDC, SEALED

APPROVALS	DATE	TITLE	SIZE	PART NO.	REV.
DRAWN	DY	6/28/10	X	RPE-5A-P-24-S	-
CHECKED					
APPROVED					

REF: S00027C SCALE: NTS SHEET 1 OF 1

