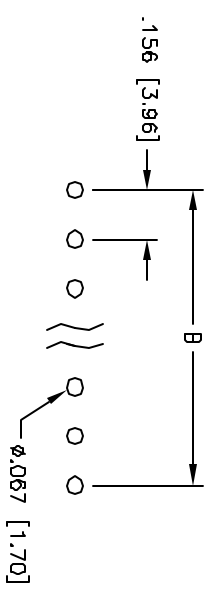
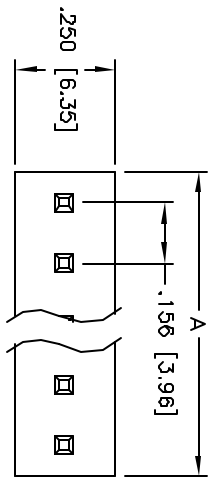
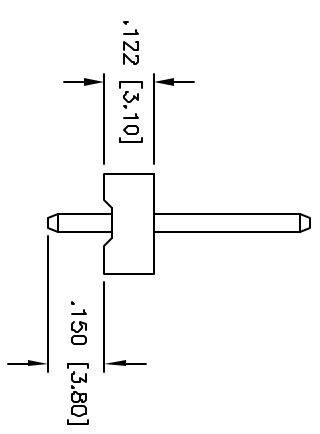
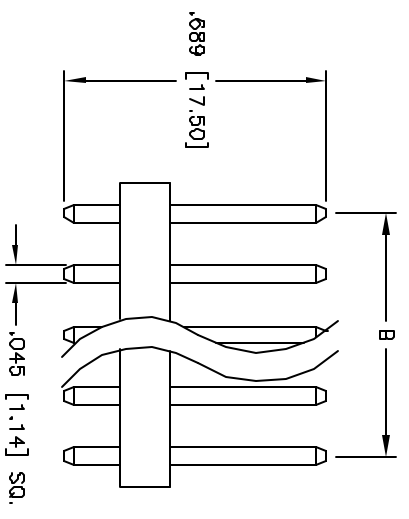


Rev	AWO #	Description	Date	Appr
-		RELEASED	4/12/05	

APPROVED: _____
 DATE: _____ TITLE: _____



PCB LAYOUT



Positions: 2 thru 20
 A = .156 [3.96] x No. of Positions + .012 [0.30]
 B = .156 [3.96] x No. of Spaces

SPECIFICATIONS:
 Material: Insulator: Nylon 66, rated UL 94V-2
 Insulator color: White
 Contacts: Brass
 Plating: Tin over Copper underplate overall
 Electrical:
 Operating voltage: 250 VAC max
 Current rating: 5 Amps max
 Contact resistance: 10 mohms max
 Insulation resistance: 1,000 Mohms min
 Dielectric withstanding voltage: 1,500 VAC for 1 minute
 Temperature Rating:
 Operating temperature: -25°C to +85°C



Environmental:
 Lead free, RoHS compliant
 Recommended soldering temp: 230°C for 5 seconds

UNLESS OTHERWISE SPECIFIED ALL DIMENSIONS ARE INCHES [MM] TOLERANCES: EXCEPT AS NOTED	
INCHES	HILES
X ± .10	ØX ± .010
XX ± .020	ØXX ± .010
.XXX ± .015	ØXXX ± .010
APPROVALS	DATE
DRAWN SS	4/12/05
CHECKED	
APPROVED	

ADAM TECH
 909 Rahway Avenue, Union, NJ 07083
 Phone: 908-687-5000 Fax: 908-687-5710
 TITLE: .156 [3.96] POWER HEADER
 STRAIGHT, WITHOUT LOCK POLARIZER

SIZE	PART NO.	REV.
X	LHB-XX-542	-
REF:	SCALE: NTS	SHEET 1 OF 1