
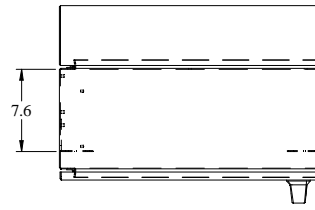

 **PART No. EN4DH482415WLG**  
for more information visit  
[www.hammfg.com](http://www.hammfg.com)  
Data subject to change without notice  
Isometric drawing Not to Scale



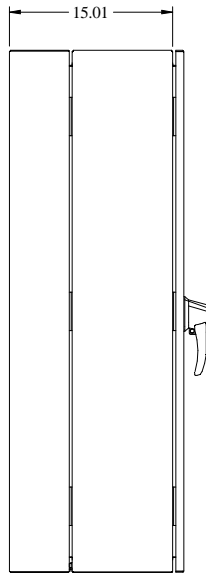
ISOMETRIC VIEW



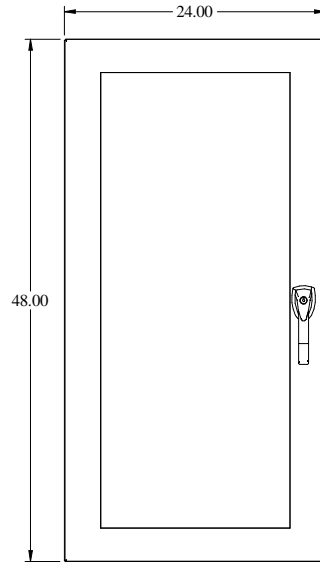
TOP VIEW



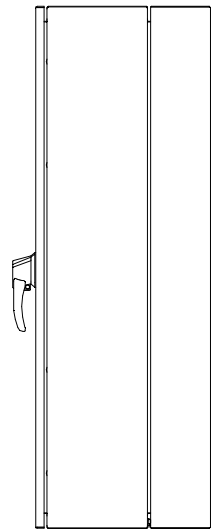
REAR VIEW



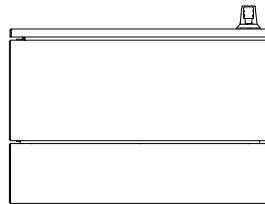
LEFT SIDE VIEW



FRONT VIEW



RIGHT SIDE VIEW



BOTTOM VIEW