

**Triple-Balanced Mixer**

**MY50A/MY50AC**

V2


**Features**

- LO 2 TO 26 GHz
- RF 2 TO 18 GHz
- IF 1 TO 12 GHz
- LO DRIVE +10 dBm (nominal)
- HIGH COMPRESSION POINT

**Description**

MY50A is a triple balanced mixer, designed for use in military, commercial and test equipment applications. The design utilizes Schottky ring quad diodes and broadband soft dielectric baluns to attain excellent performance. The use of high temperature solder assembly processes used internally makes it ideal for use in manual, semi-automated assembly. Environmental screening available to MIL-STD-883, MIL-STD-202 or MIL-DTL-28837, consult factory.

**Product Image**



**Ordering Information**

Part Number	Package
MY50A	Versapac
MY50AC	SMA Connectorized

**Electrical Specifications:  $Z_0 = 50\Omega$   $Lo = +10$  dBm (Downconverter Application only)**

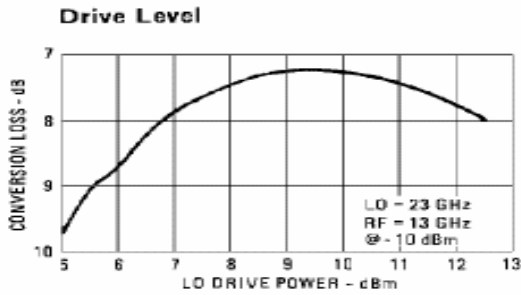
Parameter	Test Conditions	Units	Typical	Guaranteed	
				+25°C	-54° to +85°C
SSB Conversion Loss (max) & SSB Noise Figure (max)	fR = 2.5 to 18 GHz, fL = 2 to 18 GHz, fI = 1 to 10 GHz fR = 2 to 18 GHz, fL = 2 to 26 GHz, fI = 1 to 12 GHz	dB dB	7.5	9.5	10.0
			8.0	10.5	11.0
Isolation, L to R (min)	fL = 2 to 3 GHz fL = 3 to 26 GHz	dB dB	22	15	
			30	20	
Isolation, L to I (min)	fL = 7 to 26 GHz fL = 2 to 7 GHz	dB dB	30	20	
			22	15	
1 dB Conversion Comp.	fL = +10 dBm	dBm	+5		
Input IP3	fR1 = 5 GHz at -6 dBm, fR2 = 5.01 GHz at -6 dBm, fL = 8 GHz at +10 dBm fR1 = 15 GHz at -6 dBm, fR2 = 15.01 GHz at -6 dBm, fL = 25 GHz at +10 dBm	dBm dBm	+15		
			+12		

**Triple-Balanced Mixer**

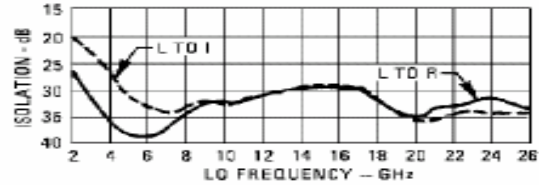
**MY50A/MY50AC**

V2

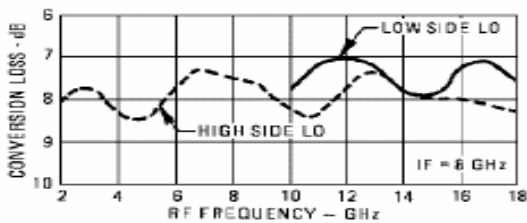
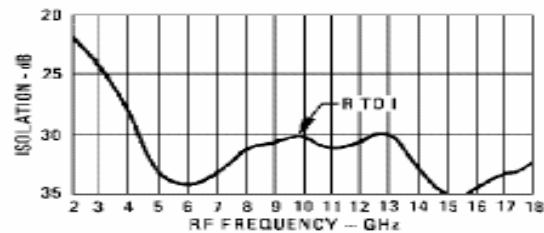
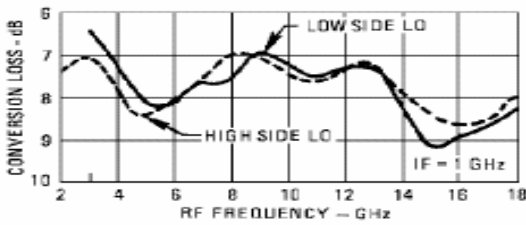
**Typical Performance Curves**



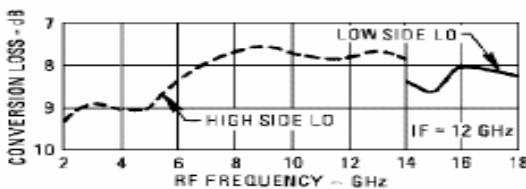
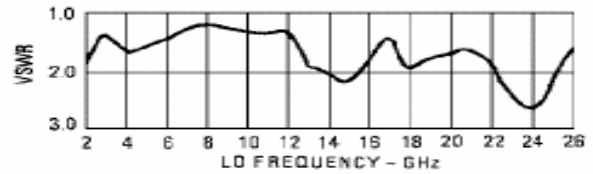
**Isolation vs. Frequency**



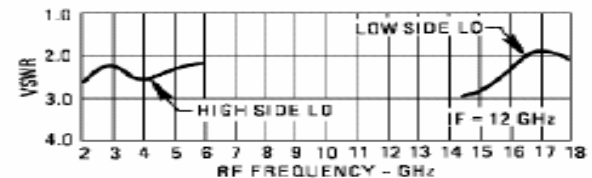
**Conversion Loss vs. Frequency  
LO @ +10 dBm**



**L-Port VSWR**



**R-Port VSWR**



**Triple-Balanced Mixer**

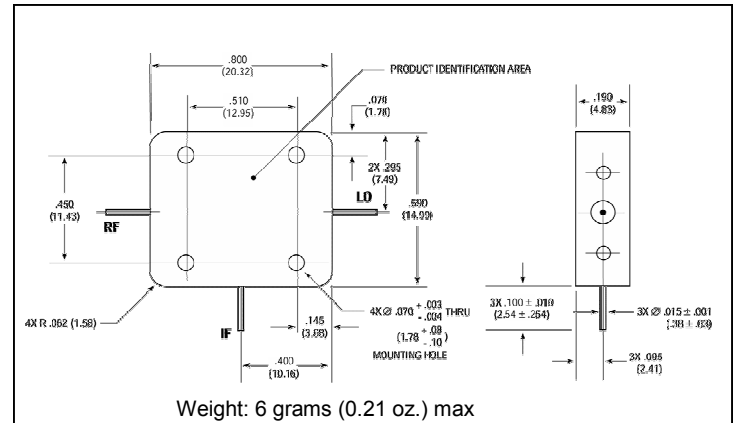
**MY50A/MY50AC**

V2

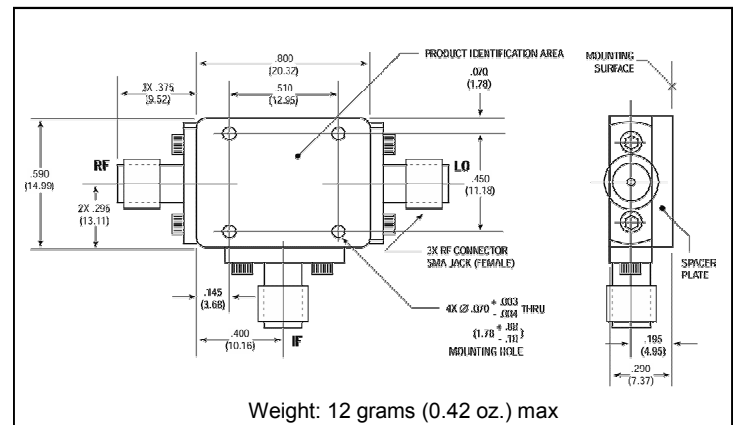
**Absolute Maximum Ratings**

Parameter	Absolute Maximum
Operating Temperature	-54°C to +100°C
Storage Temperature	-65°C to +100°C
Peak Input Power	+26 dBm max @ +25°C +22 dBm max @ +100°C
Peak Input Current	mA DC

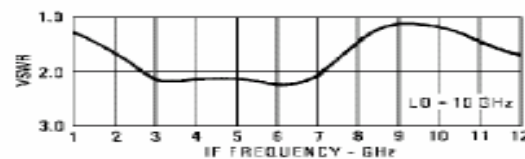
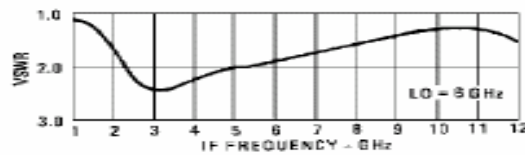
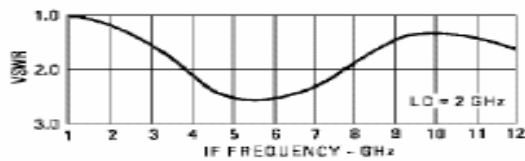
**Outline Drawing: Versapac \***



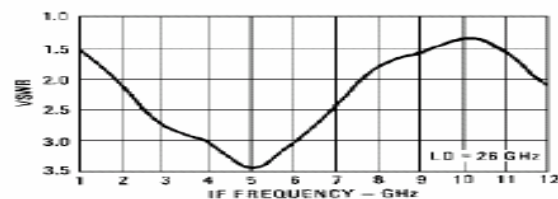
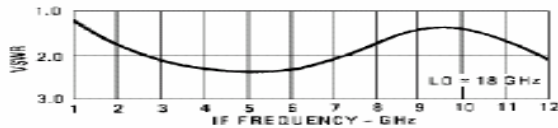
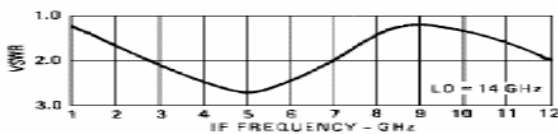
**Outline Drawing: SMA Connectorized \***



**I-Port VSWR vs. Frequency, LO @ +10 dBm**



**I-Port VSWR**



\* Dimensions are inches (millimeters) ±0.015 (0.38) unless otherwise specified.