

CGA9P3X7T2E225K250KE



TDK item description CGA9P3X7T2E225KT***S

Applications Automotive Grade

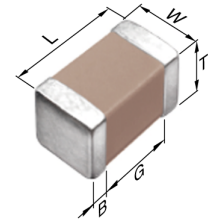
Feature Mid Voltage (100 to 630V)

Soft Termination

AEC-Q200

Series CGA9(5750) [EIA 2220]

Status Production



Dimensions in mm

Size	
Length(L)	5.70mm +0.50,-0.40mm
Width(W)	5.00mm ±0.40mm
Thickness(T)	2.50mm ±0.30mm
Terminal Width(B)	0.20mm Min.
Terminal Spacing(G)	
Recommended Land Pattern (PA)	4.10mm to 4.80mm
Recommended Land Pattern (PB)	1.20mm to 1.40mm
Recommended Land Pattern (PC)	4.00mm to 5.00mm

Electrical Characteristics	
Capacitance	2.2µF ±10%
Rated Voltage	250VDC
Temperature Characteristic	X7T(+22,-33%)
Dissipation Factor (Max.)	2.5%
Insulation Resistance (Min.)	227MΩ

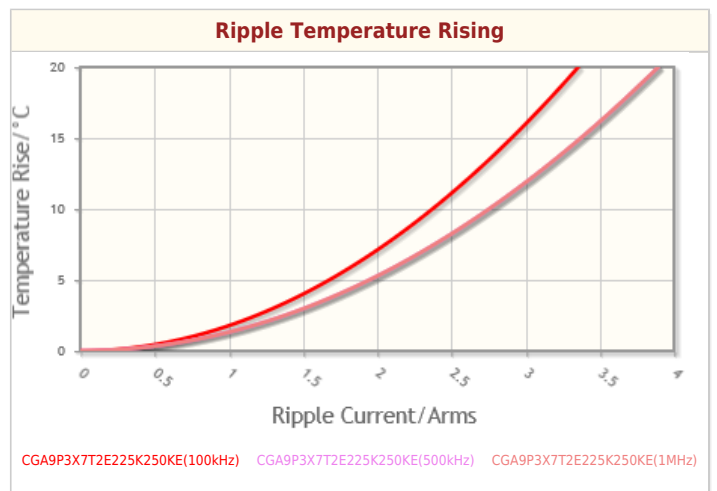
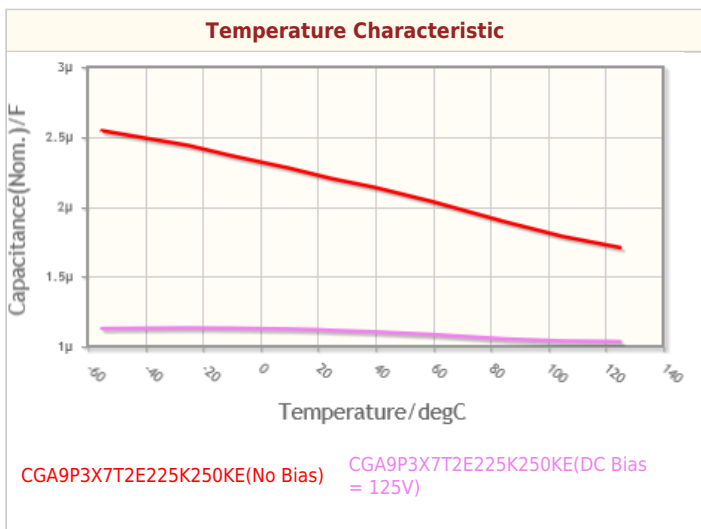
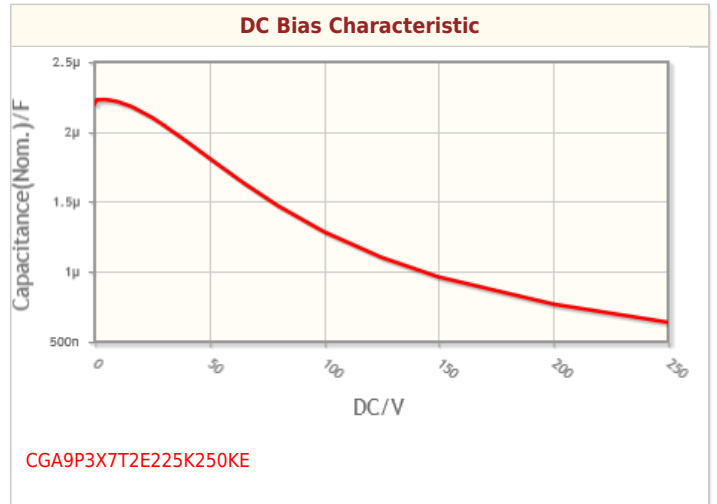
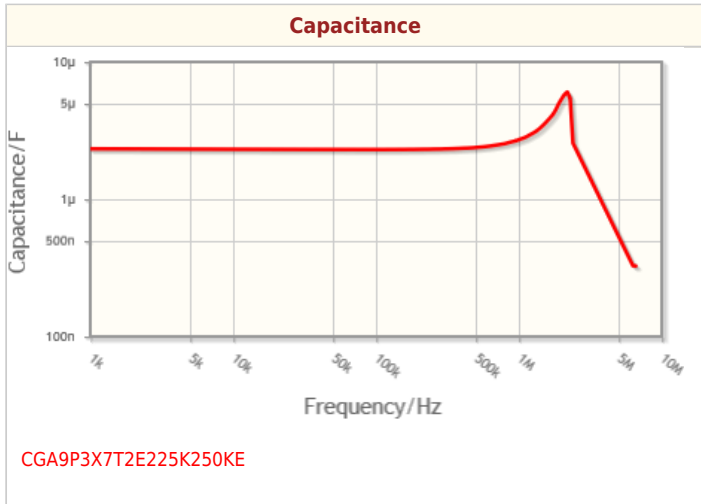
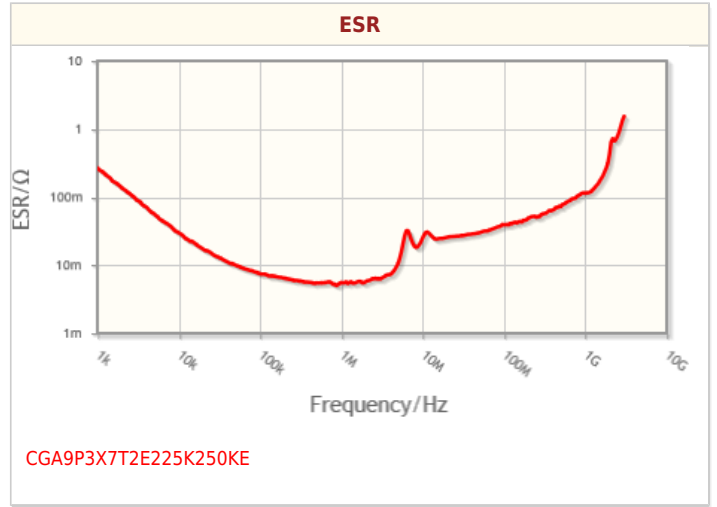
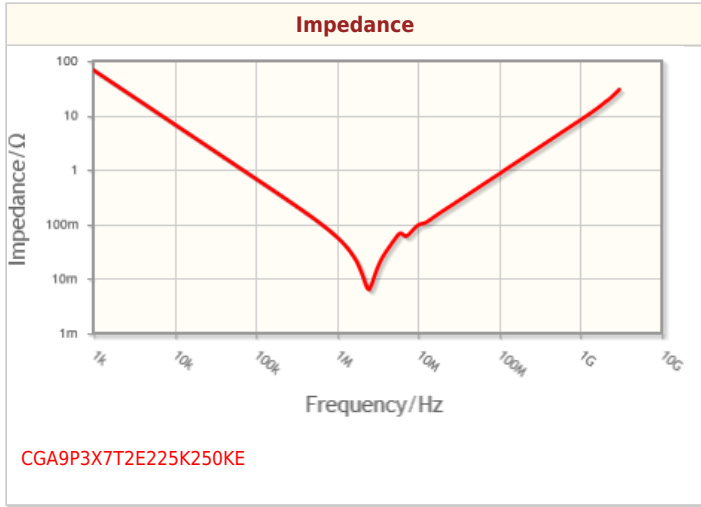
Other	
Soldering Method	Reflow
AEC-Q200	Yes
Packing	Blister (Plastic)Taping [180mm Reel]
Package Quantity	500pcs

! Images are for reference only and show exemplary products.
! This PDF document was created based on the data listed on the TDK Corporation website.
! All specifications are subject to change without notice.

CGA9P3X7T2E225K250KE



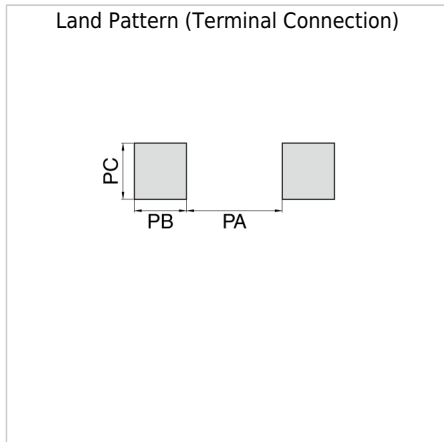
Characteristic Graphs(This is reference data, and does not guarantee the products characteristics.)



! Images are for reference only and show exemplary products.
! This PDF document was created based on the data listed on the TDK Corporation website.
! All specifications are subject to change without notice.



Associated Images



! Images are for reference only and show exemplary products.
! This PDF document was created based on the data listed on the TDK Corporation website.
! All specifications are subject to change without notice.