

Schottky barrier diode

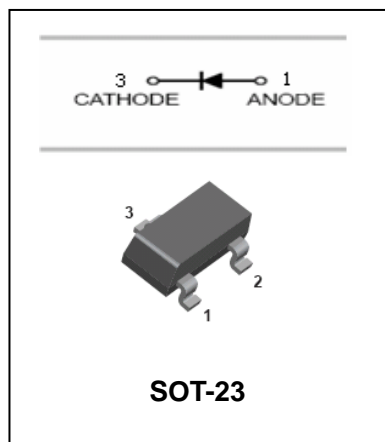
RB491D

FEATURES

- Small surface mounting type.
- Low reverse current and low forward voltage.
- High reliability.



Lead-free



APPLICATIONS

- Schottky barrier diode.

ORDERING INFORMATION

Type No.	Marking	Package Code
RB491D	D2E	SOT-23

MAXIMUM RATING @ Ta=25°C unless otherwise specified

Characteristic	Symbol	Limits	Unit
Peak reverse voltage	V_{RM}	25	V
DC Reverse Voltage	V_R	20	V
Mean rectifying Current	I_F	1	A
Peak forward Surge current	I_{FSM}	3	A
Operating Junction Temperature Range	T_j	125	°C
Storage Temperature Range	T_{STG}	-40 to +125	°C

ELECTRICAL CHARACTERISTICS @ Ta=25°C unless otherwise specified

Characteristic	Symbol	Min	MAX	UNIT	Test Condition
Forward Voltage	V_F	-	0.45	V	$I_F=1A$
Reverse Leakage Current	I_R	-	200	μA	$V_R=20V$

Schottky barrier diode

RB491D

TYPICAL CHARACTERISTICS @ Ta=25°C unless otherwise specified

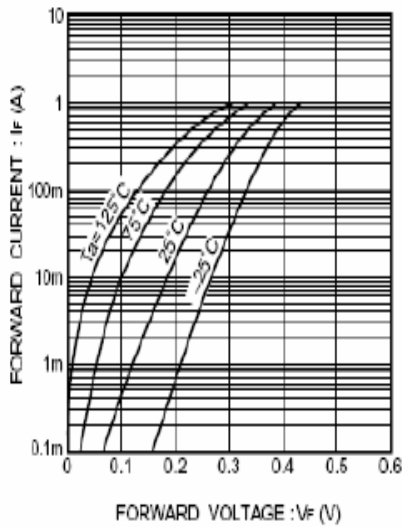


Fig.1 Forward characteristics

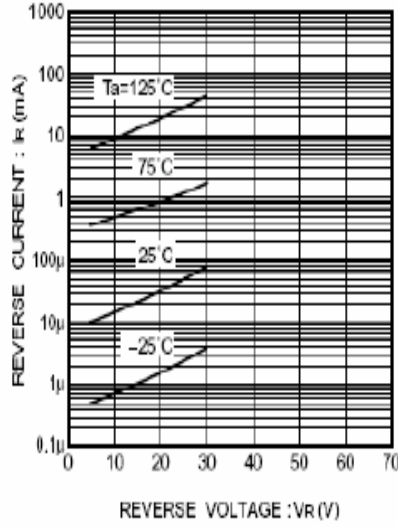


Fig.2 Reverse characteristics

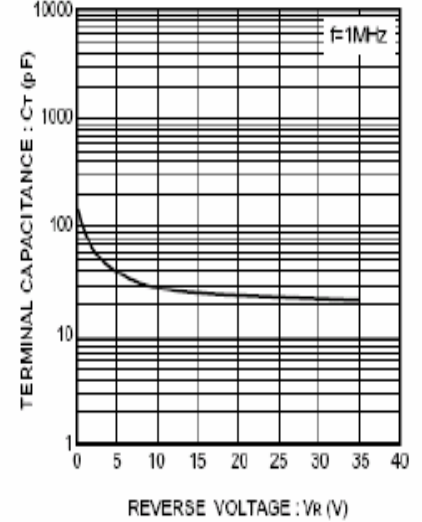


Fig.3 Capacitance between terminals characteristics

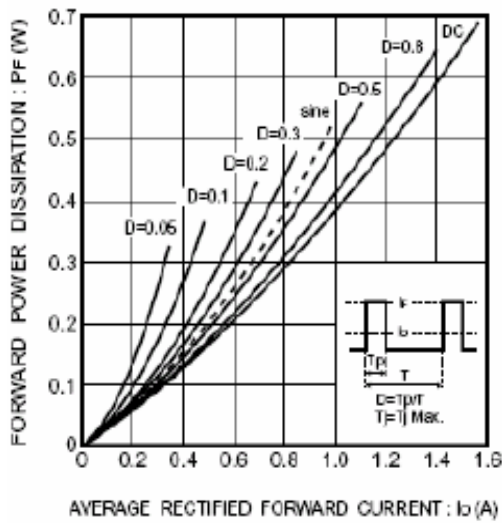


Fig.4 Forward power dissipation characteristics

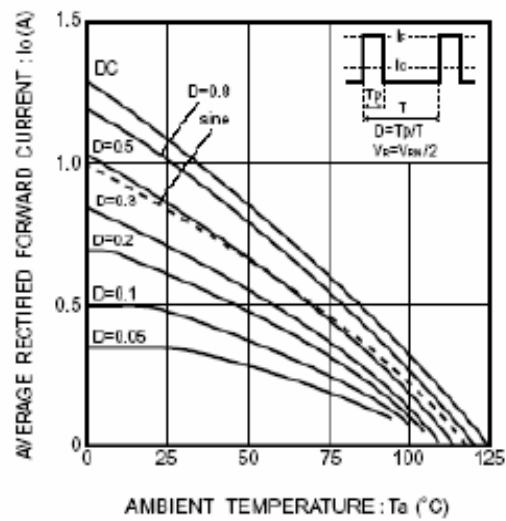


Fig.5 Derating curve (Io - Ta)

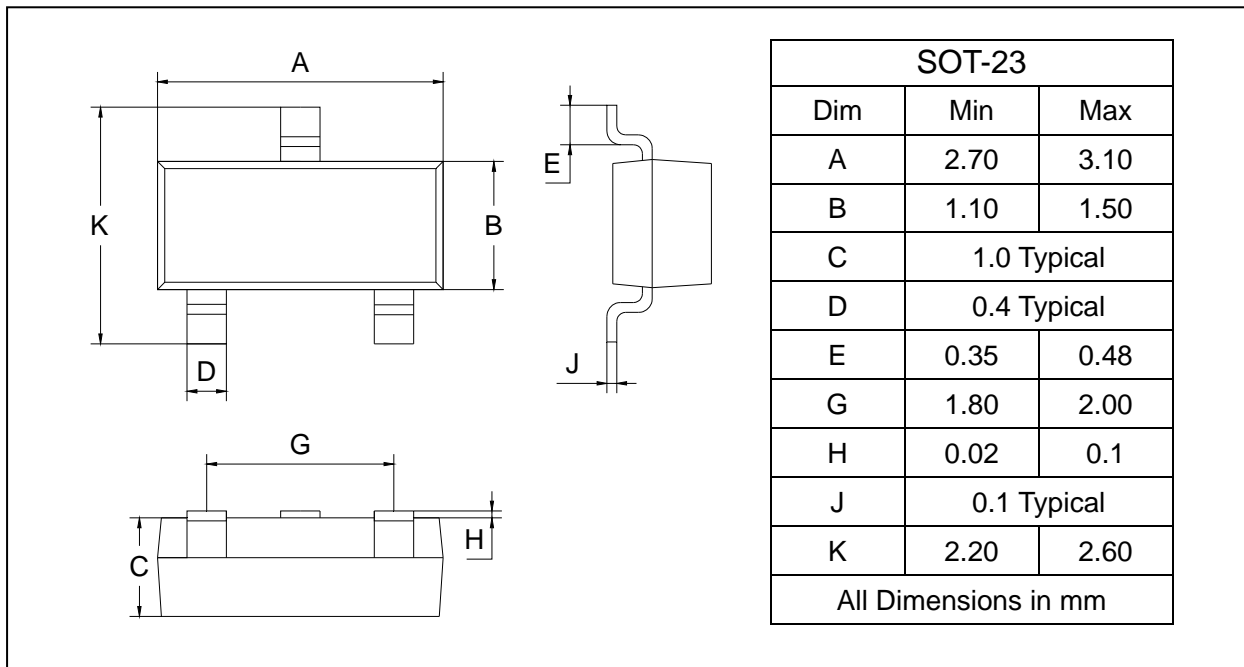
Schottky barrier diode

RB491D

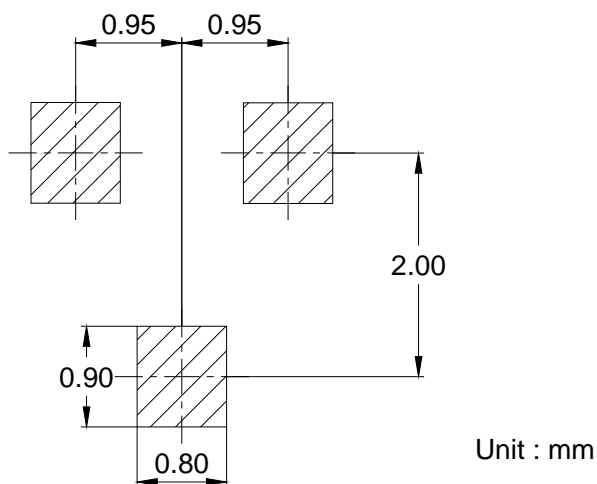
PACKAGE OUTLINE

Plastic surface mounted package

SOT-23



SOLDERING FOOTPRINT



PACKAGE INFORMATION

Device	Package	Shipping
RB491D	SOT-23	3000/Tape&Reel