

CBRLD1-02 | **CBRLD1-08**
CBRLD1-04 | **CBRLD1-10**
CBRLD1-06



1.0A, 200V thru 1000V Bridge Rectifiers in the LPDIP package

Central Semiconductor's CBRLD1 series is a family of full-wave bridge rectifiers ideally suited for full-wave rectification applications where high voltage capability, high power density, and low package profile are critical design elements.

Features:

- Low profile package
- High reverse voltage
- Low reverse leakage current
- Glass passivated silicon die

Applications:

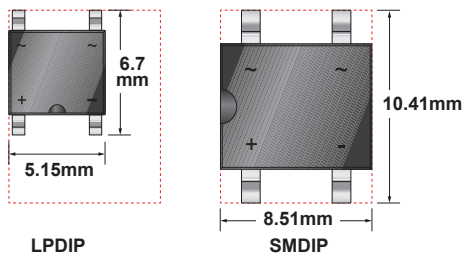
- Input rectification for Solid State Lighting
- Steering diode array
- General purpose full-wave rectification

Benefits:

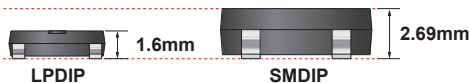
- High power density
- Space saving package with small footprint and very low profile

Package Profile Comparison:

The LPDIP utilizes **61%** less board space than the SMDIP

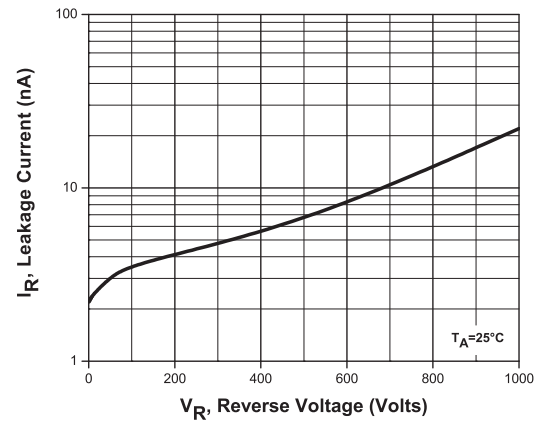


The LPDIP has a **41%** lower profile than the SMDIP



Typical Electrical Characteristics

CBRLD1-10 Typical Reverse Leakage Characteristics



Samples



To request samples visit:
www.centrasemi.com/info/CBRLD1

Weblink

Use QR reader for direct link to product web page.

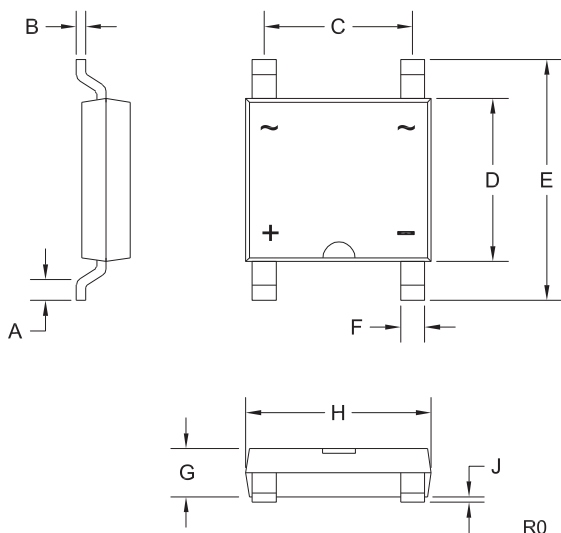


Part Number	Maximum Ratings (T _A = 25°C)				Electrical Characteristics (T _A = 25°C unless otherwise noted)			
	V _{RRM}	I _O	T _J , T _{stg}	Θ _{JA}	V _F	@ I _F	I _R	@ V _{RRM}
	(V) MAX	(A) MAX	(°C) MAX	(°C/W) MAX	(V) MAX	(A)	(μA) MAX	(V)
CBRLD1-02	200	1.0	-55 to +150	95	1.0	1.0	10	200
CBRLD1-04	400	1.0	-55 to +150	95	1.0	1.0	10	400
CBRLD1-06	600	1.0	-55 to +150	95	1.0	1.0	10	600
CBRLD1-08	800	1.0	-55 to +150	95	1.0	1.0	10	800
CBRLD1-10	1000	1.0	-55 to +150	95	1.0	1.0	10	1000

CBRLD1-02 CBRLD1-08
CBRLD1-04 CBRLD1-10
CBRLD1-06

1.0A, 200V thru 1000V
Bridge Rectifiers
in the LPDIP package

Mechanical Drawing - LPDIP



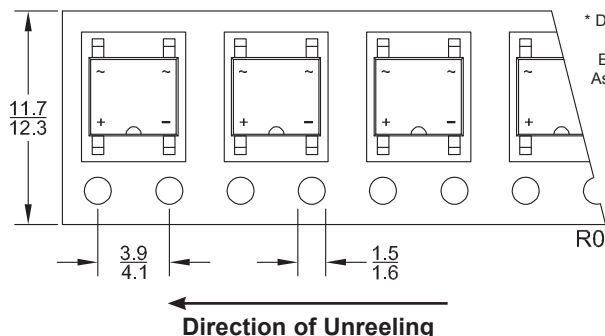
SYMBOL	DIMENSIONS		DIMENSIONS	
	INCHES		MILLIMETERS	
A	0.019	0.028	0.50	0.70
B	0.007	0.012	0.20	0.30
C	0.153	0.162	3.90	4.10
D	0.167	0.179	4.25	4.55
E	0.248	0.264	6.30	6.70
F	0.023	0.028	0.60	0.70
G	0.045	0.058	1.15	1.45
H	0.190	0.203	4.85	5.15
J	0.002	0.006	0.05	0.15

LPDIP (REV: R0)

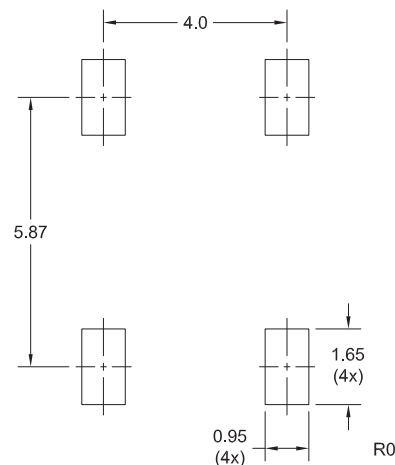
MARKING CODES
CBRLD1-02: CBL2
CBRLD1-04: CBL4
CBRLD1-06: CBL6
CBRLD1-08: CBL8
CBRLD1-10: CBL10

Tape Dimensions and Device Orientation (Dimensions in mm)

Tape Width: 12mm



Mounting Pad Geometry (Dimensions in mm)



Literature



New
SMD
SELECTION
GUIDE

Order your selection guide today. Visit:
web.centrasemi.com/search/sample.php

Stay up to date on Central's latest new products:



www.centrasemi.com/subscribe

Packaging Base / Ordering Information

Reel Size	Quantity	Central Item No.
13"	4,000	CBRLD1-02 TR13
		CBRLD1-04 TR13
		CBRLD1-06 TR13
		CBRLD1-08 TR13
		CBRLD1-10 TR13

Sample devices available upon request. To order samples visit: www.centrasemi.com/info/CBRLD1



Innovative Discrete
Semiconductors

For further information contact:
 Sales at Central Semiconductor Corp.
 (631) 435-1110 or visit:
www.centrasemi.com