



肖特基二极管 Schottky Rectifier

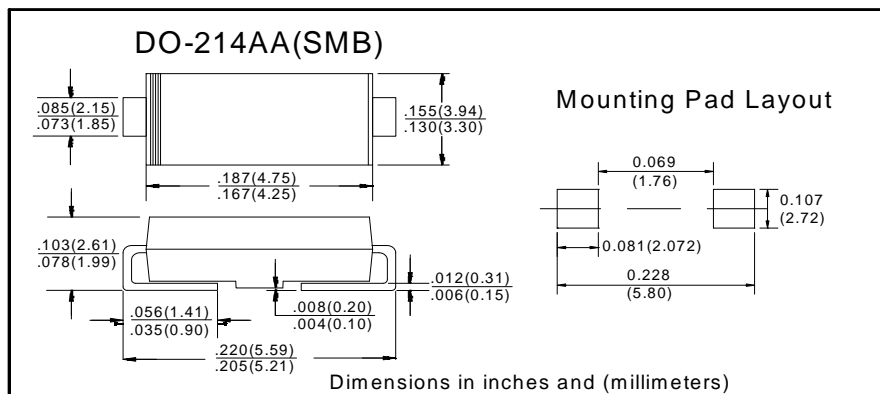
■特征 Features

- I_o 3.0A
- V_{RRM} 40V~100V
- 低正向电压, 低功耗
Low VF, Low power loss
- 耐正向浪涌电流能力高
High surge forward current capability

■用途 Applications

- 整流用
Rectifier

■外形尺寸 Outline Dimensions and Mark



■极限值 (绝对最大额定值)

Limiting Values (Absolute Maximum Rating)

参数名称 Item	符号 Symbol	单位 Unit	条件 Conditions	SSL3		
				4B	6B	10B
反向重复峰值电压 Repetitive Peak Reverse Voltage	V_{RRM}	V		40	60	100
平均整流输出电流 Average Rectified Output Current	I_o	A	60Hz正弦半波, 电阻负载, $T_a=75^\circ\text{C}$ 60Hz One-way half-wave, R-load, $T_a=75^\circ\text{C}$	3.0		
正向 (不重复) 浪涌电流 Surge(Non-repetitive) Forward Current	I_{FSM}	A	60Hz正弦波, 一个周期, $T_j=25^\circ\text{C}$ 60Hz sine wave, 1 cycle, $T_j=25^\circ\text{C}$	60		
存储温度 Storage Temperature	T_{stg}	$^\circ\text{C}$		-55 ~+150		
结温 Junction Temperature	T_j	$^\circ\text{C}$		-55 ~+150		

■电特性 ($T_a=25^\circ\text{C}$ 除非另有规定)

Electrical Characteristics ($T_a=25^\circ\text{C}$ Unless otherwise specified)

参数名称 Item	符号 Symbol	单位 Unit	测试条件 Test Condition	SSL3		
				4B	6B	10B
正向峰值电压 Peak Forward Voltage	V_{FM}	V	$I_{FM}=3.0\text{A}$	0.45	0.5	0.6
反向峰值电流 Peak Reverse Current	I_{RRM}	mA	$V_{RM}=V_{RRM}$, $T_a=25^\circ\text{C}$	0.5		
热阻 Thermal Resistance	$R_{\theta J-L}$	$^\circ\text{C/W}$	结和引线之间 Between junction and lead	17		



■特性曲线（典型） Characteristics(Typical)

图1：正向电流降额曲线

FIG1 Forward Current Dearing Curve

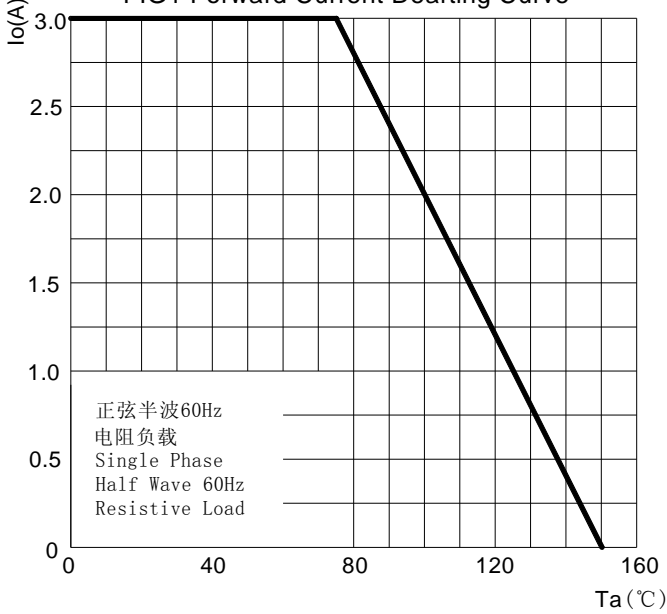


图2：耐正向浪涌电流曲线

FIG2: Surge Forward Current Capadility

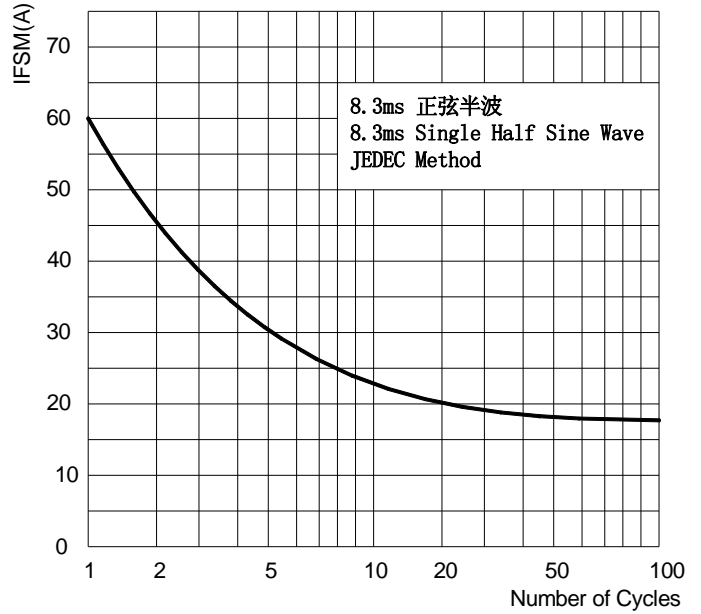


图3：正向电压曲线

FIG3: Forward Voltage

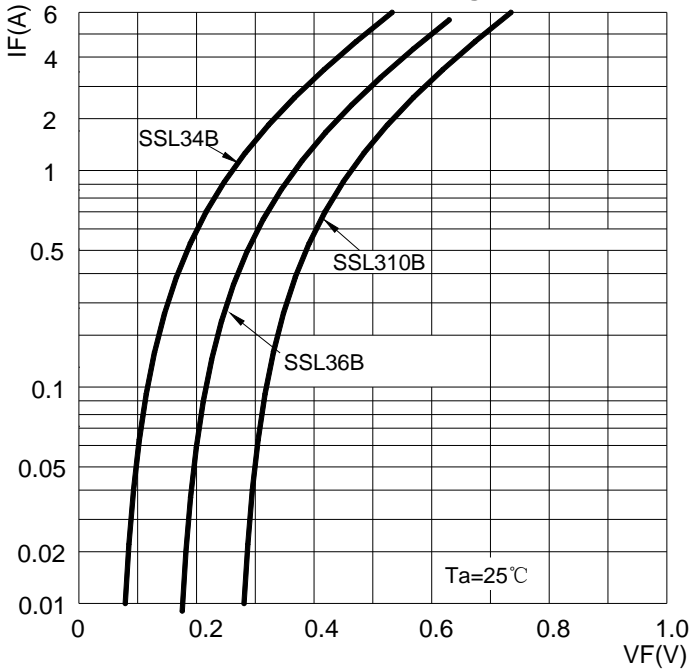


图4：反向电流曲线

FIG4: Typical Reverse Characteristics

