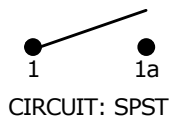


RECOMMENDED P.C.B. PANEL MOUNTING

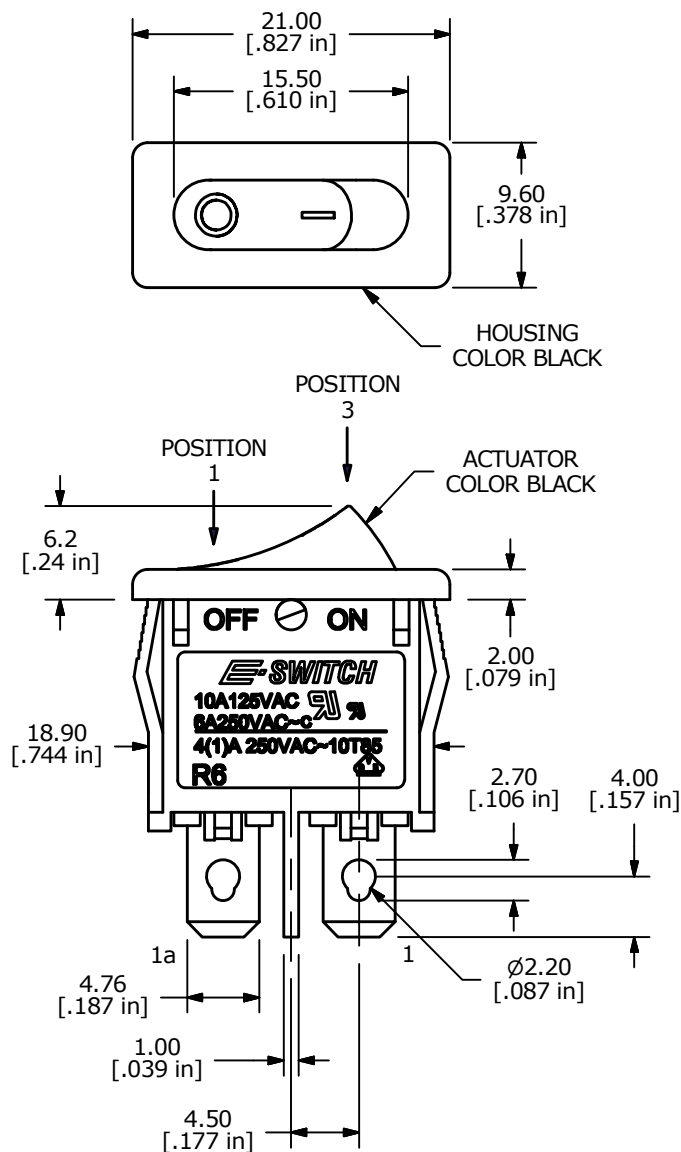
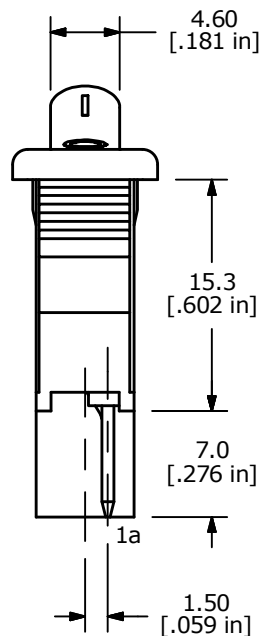
| PANEL THICKNESS | X |
|-----------------|------|
| 0.75-1.25 | 19.2 |
| 1.25-2.00 | 19.4 |
| 2.00-3.00 | 19.6 |

| SWITCH FUNCTION | | |
|-----------------|--------|--------|
| POS. 1 | POS. 2 | POS. 3 |
| | | |
| OFF | NONE | ON |
| OPEN | N/A | 1-1a |



NOTES:

1. ALL DIMENSIONS IN MM [INCH]
2. GENERAL TOLERANCE: X.X±0.4
X.XX±0.25
3. TERM. NOS. FOR REF. ONLY
4. RATING: 4(1)A 250VAC, 10A 125VAC, 6A 250VAC
5. MATERIAL: BODY & ROCKER, NYLON 6/6 UL94 V-2
6. ▲ DENOTES CRITICAL PARAMETER.



| | | | | |
|-----|--------|--------------------|---------|-----|
| B | 22536 | UPDATED DIMENSIONS | 10/7/16 | MJR |
| A | 10498 | NEW RELEASE | 1/17/00 | MM |
| REV | PCR NO | DESCRIPTION | DATE | BY |

THE INFORMATION CONTAINED IN THIS DOCUMENT IS PROPRIETARY TO E-SWITCH AND IS NOT TO BE COPIED OR TRANSFERRED

| | | | | |
|-------------------|----------------|-------|-------------|-------|
| | | | | |
| TITLE R6ABLKBLKFF | | | | |
| SCALE 2:1 | DATE 1/17/2000 | DR MM | DWG M060302 | REV B |