



MBR3035PT THRU MBR30100PT

RoHS
COMPLIANT

肖特基二极管 Schottky Rectifier

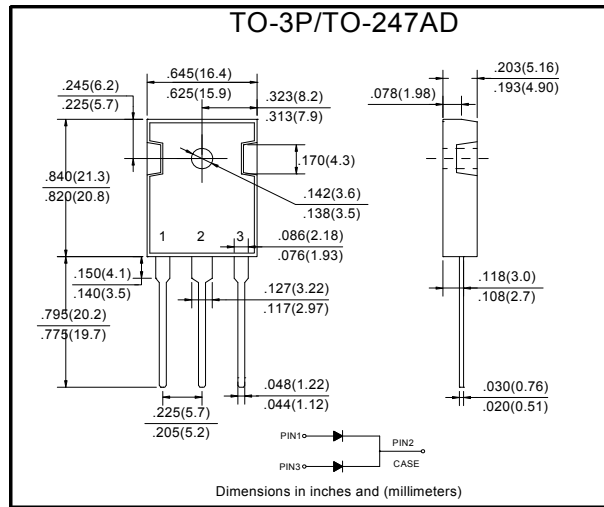
■特征 Features

- I_o 30A
- V_{RRM} 35V-100V
- 耐正向浪涌电流能力高
High surge current capability
- 封装: 模压塑料
Cases: Molded plastic

■用途 Applications

- 整流用 Rectifier

■外形尺寸和印记 Outline Dimensions and Mark



■极限值 (绝对最大额定值)

Limiting Values (Absolute Maximum Rating)

参数名称 Item	符号 Symbol	单位 Unit	测试条件 Test Conditions	MBR30-PT						
				35	40	45	50	60	90	100
反向重复峰值电压 Repetitive Peak Reverse Voltage	V_{RRM}	V		35	40	45	50	60	90	100
正向平均电流 Average Forward Current	$I_{F(AV)}$	A	正弦半波 60Hz, 电阻负载, $T_c(\text{Fig.1})$ 60HZ Half-sine wave, Resistance load, $T_c(\text{Fig.1})$	30.0						
正向 (不重复) 浪涌电流 Surge(Non-repetitive)Forward Current	I_{FSM}	A	正弦半波 60Hz, 一个周期, $T_a=25^\circ\text{C}$ 60Hz Half-sine wave, 1 cycle, $T_a=25^\circ\text{C}$	250						
结温 Junction Temperature	T_J	$^\circ\text{C}$		-55~+150						
储存温度 Storage Temperature	T_{STG}	$^\circ\text{C}$		-55 ~ +150						

■电特性 ($T_a=25^\circ\text{C}$ 除非另有规定)

Electrical Characteristics ($T_a=25^\circ\text{C}$ Unless otherwise specified)

参数名称 Item	符号 Symbol	单位 Unit	测试条件 Test Condition	MBR30-PT						
				35	40	45	50	60	90	100
正向峰值电压 Peak Forward Voltage	V_F	V	$I_F=15.0\text{A}$	0.70		0.75			0.85	
反向漏电流 Peak Reverse Current	I_{RRM1}	mA	$V_{RM}=V_{RRM}$	$T_a=25^\circ\text{C}$		1.0			5.0	
	I_{RRM2}			$T_a=125^\circ\text{C}$		60			100	
热阻(典型) Thermal Resistance(Typical)	$R_{\theta J-C}$	$^\circ\text{C/W}$	结和壳之间 Between junction and case	1.4						

■ 特性曲线 (典型) Characteristics(Typical)

图1: 正向电流降额曲线
FIG.1: FORWARD CURRENT DERATING CURVE

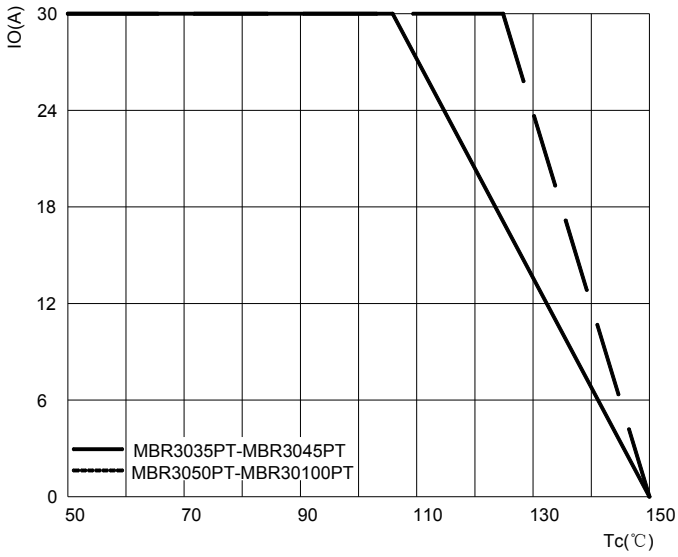


图2: 最大正向浪涌冲击耐受力
FIG.2: MAXIMUM NON-REPETITIVE FORWARD URGE CURRENT

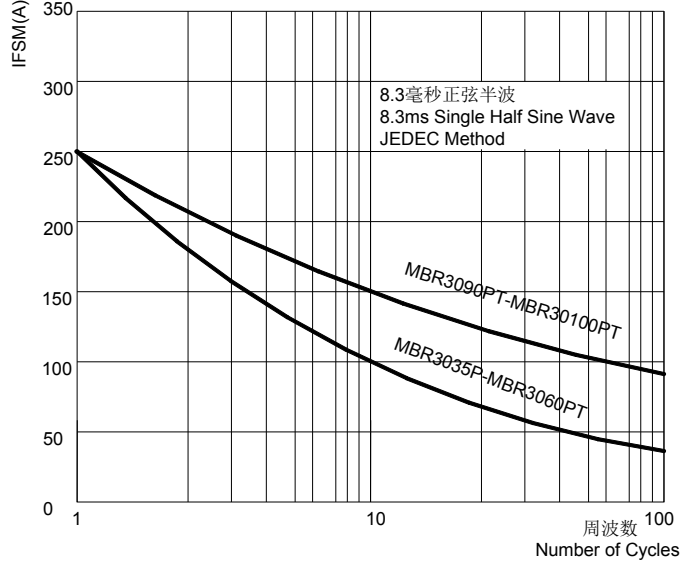


图3: 典型正向特性曲线
FIG.3: TYPICAL FORWARD CHARACTERISTICS

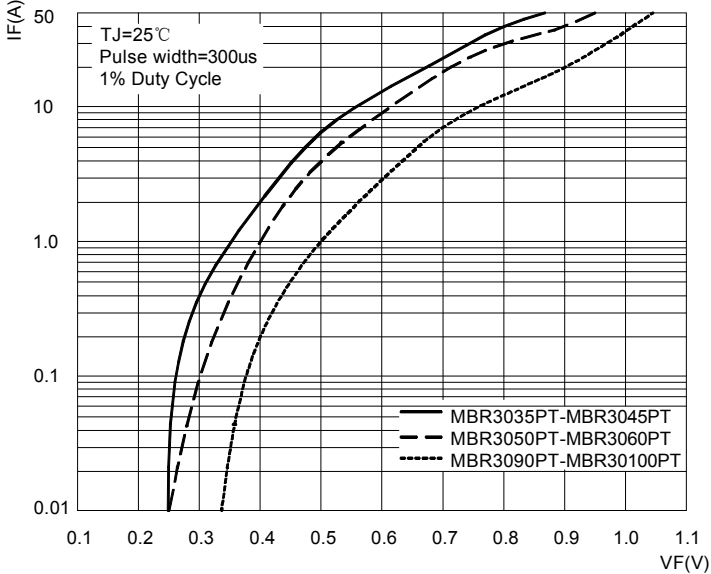


图4: 典型反向特性曲线
FIG.4: TYPICAL REVERSE CHARACTERISTICS

