



UT30N03

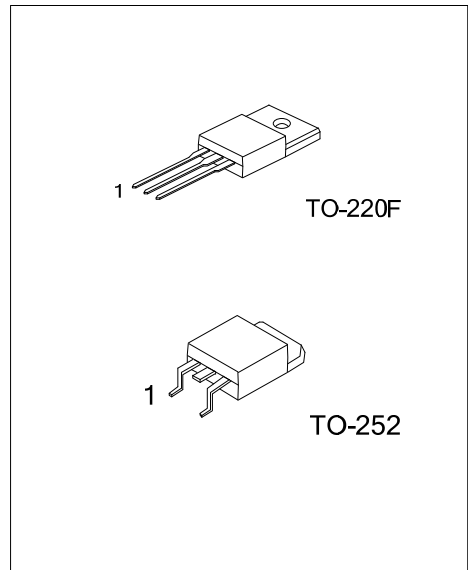
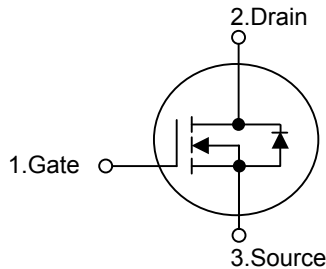
Power MOSFET

N-CHANNEL ENHANCEMENT MODE

■ FEATURES

- * $R_{DS(ON)} = 30m\Omega @ V_{GS} = 10V$
- * Low Capacitance
- * Optimized gate charge
- * Fast switching capability
- * Avalanche energy specified

■ SYMBOL



■ ORDERING INFORMATION

Ordering Number		Package	Pin Assignment			Packing
Lead Free	Halogen Free		1	2	3	
UT30N03L-TF3-T	UT30N03G-TF3-T	TO-220F	G	D	S	Tube
UT30N03L-TN3-R	UT30N03G-TN3-R	TO-252	G	D	S	Tape Reel
UT30N03L-TN3-T	UT30N03G-TN3-T	TO-252	G	D	S	Tube

<p>UT30N03L-TF3-R</p> <p>(1) Packing Type</p> <p>(2) Package Type</p> <p>(3) Lead Plating</p>	<p>(1) R: Tape Reel, T: Tube</p> <p>(2) TF3: TO-220F, TN3: TO-252</p> <p>(3) L: Lead Free, G: Halogen Free</p>
---	--

■ ABSOLUTE MAXIMUM RATINGS (T_J=25°C, unless otherwise specified)

PARAMETER	SYMBOL	RATINGS	UNIT
Drain-Source Voltage	V _{DS}	30	V
Gate-Source Voltage	V _{GS}	±20	V
Continuous Drain Current	I _D	30	A
Pulsed Drain Current	I _{DM}	40	A
Avalanche Energy	E _{AS}	90	mJ
Power Dissipation	TO-220F	47	W
	TO-252	42	W
Junction Temperature	T _J	+150	°C
Storage Temperature	T _{STG}	-55 ~ +150	°C

Note: Absolute maximum ratings are those values beyond which the device could be permanently damaged.

Absolute maximum ratings are stress ratings only and functional device operation is not implied

■ THERMAL DATA

PARAMETER	SYMBOL	RATINGS	UNIT
Junction-to-Ambient	TO-220F	62.5	°C/W
	TO-252	110	°C/W
Junction-to-Case	TO-220F	2.66	°C/W
	TO-252	3.0	°C/W

■ ELECTRICAL CHARACTERISTICS (T_J =25°C, unless otherwise specified)

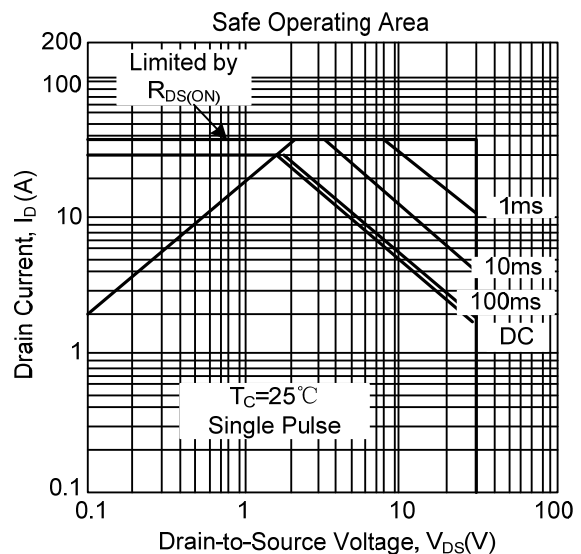
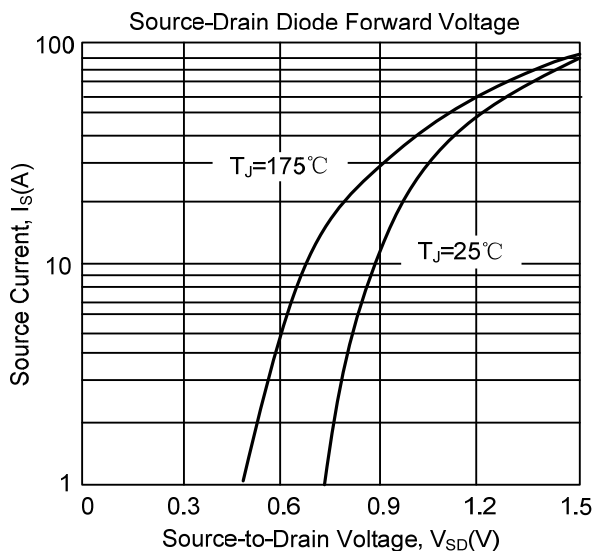
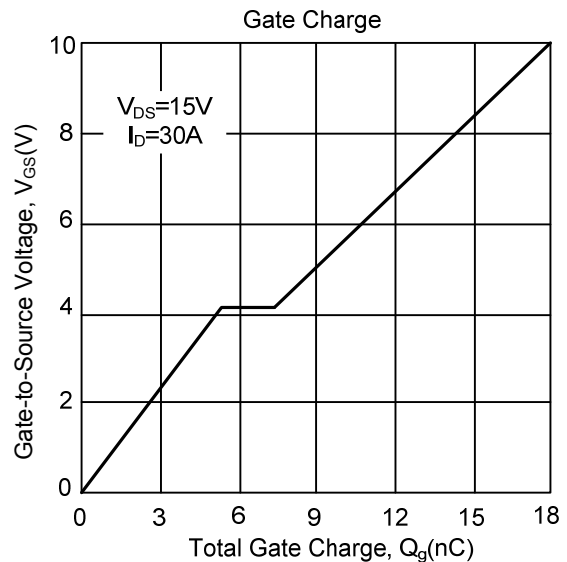
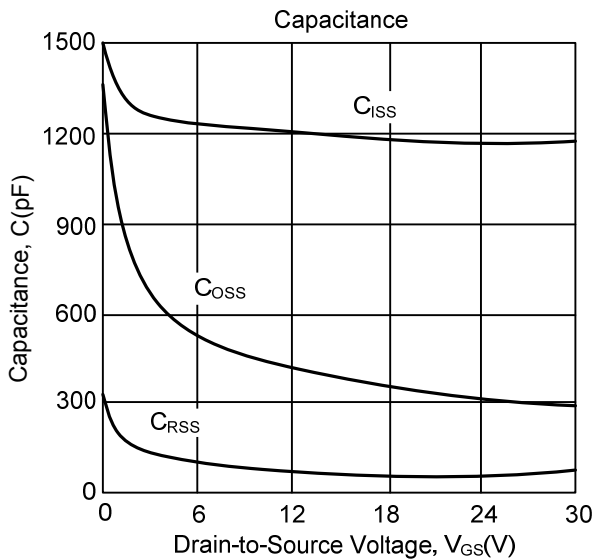
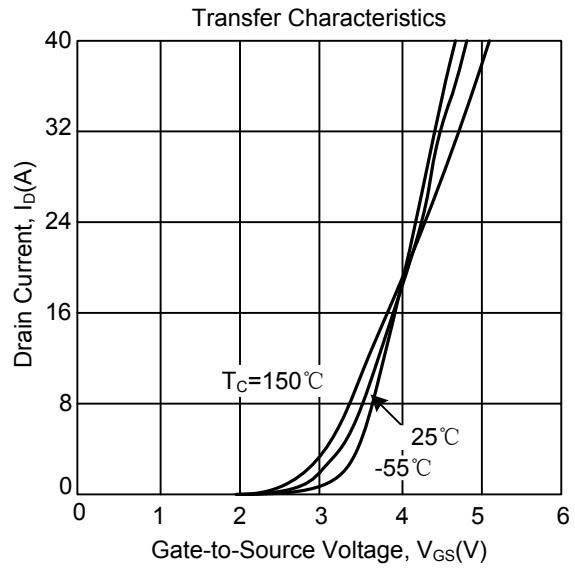
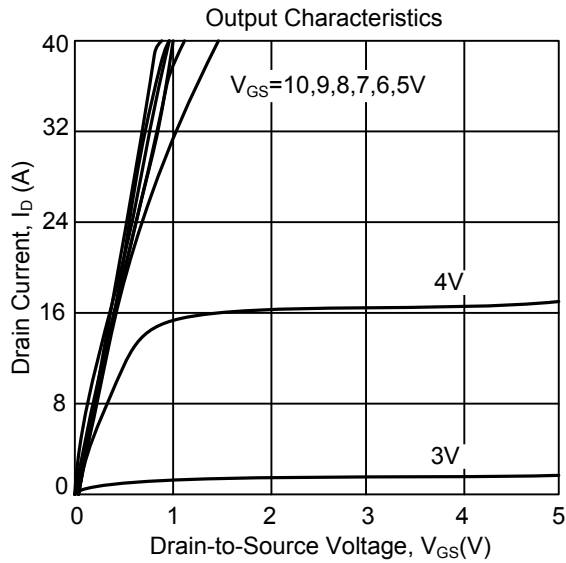
PARAMETER	SYMBOL	TEST CONDITIONS	MIN	TYP	MAX	UNIT
OFF CHARACTERISTICS						
Drain-Source Breakdown Voltage	BV _{DSS}	V _{GS} = 0 V, I _D = 250 μA	30			V
Drain-Source Leakage Current	I _{DSS}	V _{DS} = 30 V, V _{GS} = 0 V			1	μA
Gate-Source Leakage Current	I _{GSS}	V _{GS} = ±20 V, V _{DS} = 0 V			±100	nA
ON CHARACTERISTICS						
Gate Threshold Voltage	V _{GS(TH)}	V _{DS} = V _{GS} , I _D = 250 μA	1.0			V
Static Drain-Source On-State Resistance (Note2)	R _{DS(ON)}	V _{GS} = 10 V, I _D = 15 A		20	30	mΩ
		V _{GS} = 4.5 V, I _D = 12.5 A		30	45	mΩ
DYNAMIC CHARACTERISTICS						
Input Capacitance	C _{ISS}	V _{DS} = 25 V, V _{GS} = 0 V, f = 1MHz		1170		pF
Output Capacitance	C _{OSS}			320		pF
Reverse Transfer Capacitance	C _{RSS}			60		pF
SWITCHING CHARACTERISTICS						
Turn-On Delay Time	t _{D(ON)}	V _{DD} = 15V, I _D = 30A, R _L = 0.5Ω, V _{GS} =10V, R _G =7.5Ω (Note 4, 5)		10	20	ns
Turn-On Rise Time	t _R			10	20	ns
Turn-Off Delay Time	t _{D(OFF)}			25	40	ns
Turn-Off Fall Time	t _F			15	30	ns
Total Gate Charge	Q _G	V _{DS} = 15V, I _D = 30A, V _{GS} = 10 V (Note 4, 5)		18	35	nC
Gate-Source Charge	Q _{GS}			5.5		nC
Gate-Drain Charge	Q _{GD}			2		nC
SOURCE- DRAIN DIODE RATINGS AND CHARACTERISTICS						
Drain-Source Diode Forward Voltage	V _{SD}	V _{GS} = 0 V, I _F = 30A		1.1	1.5	V
Maximum Continuous Drain-Source Diode Forward Current	I _S				30	A
Maximum Pulsed Drain-Source Diode Forward Current	I _{SM}				40	A
Reverse Recovery Time	t _{RR}	I _F =30A, dI _F /dt=100A/μs		50	100	ns

Notes: 1. Guaranteed by design, not subject to production testing.

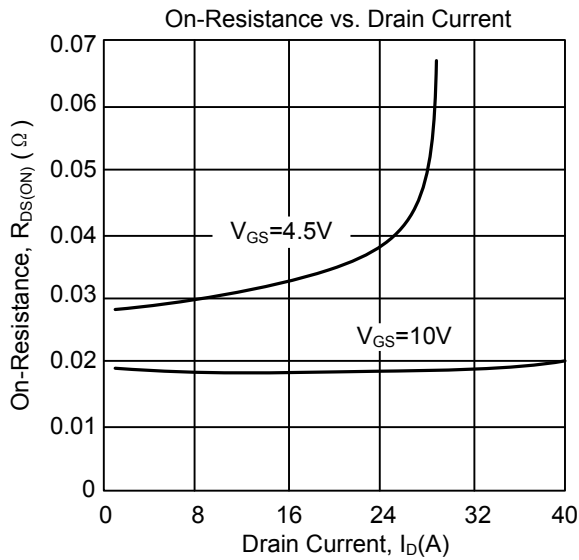
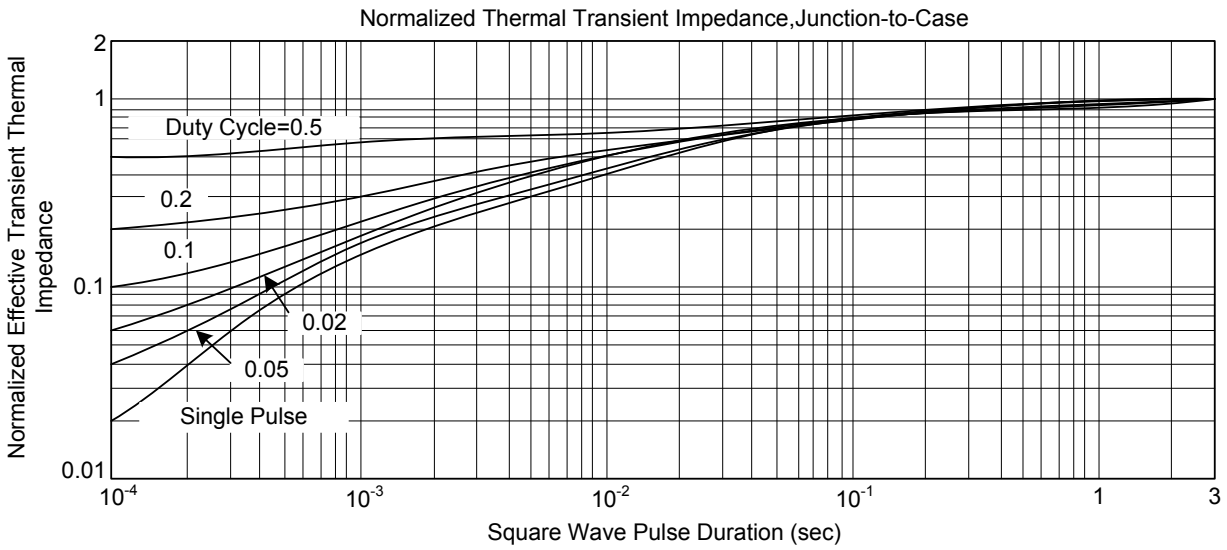
2. Pulse Test: Pulse width ≤ 300μs, Duty cycle ≤ 2%

3. Essentially independent of operating temperature

TYPICAL CHARACTERISTICS



■ TYPICAL CHARACTERISTICS(Cont)



UTC assumes no responsibility for equipment failures that result from using products at values that exceed, even momentarily, rated values (such as maximum ratings, operating condition ranges, or other parameters) listed in products specifications of any and all UTC products described or contained herein. UTC products are not designed for use in life support appliances, devices or systems where malfunction of these products can be reasonably expected to result in personal injury. Reproduction in whole or in part is prohibited without the prior written consent of the copyright owner. The information presented in this document does not form part of any quotation or contract, is believed to be accurate and reliable and may be changed without notice.