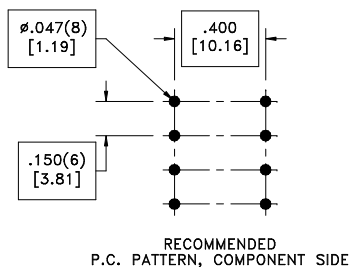
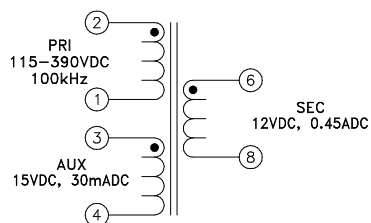
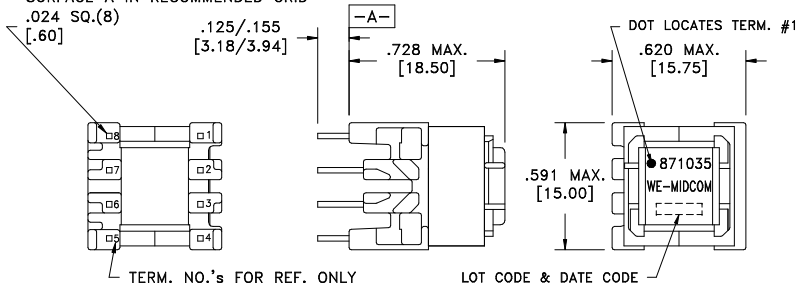


CUSTOMER TERMINAL	RoHS	LEAD(Pb)-FREE
Sn96%, Ag4%	Yes	Yes

more than you expect



PART MUST INSERT FULLY TO SURFACE A IN RECOMMENDED GRID



ELECTRICAL SPECIFICATIONS @ 25°C unless otherwise noted:

PARAMETER	TEST CONDITIONS	VALUE
D.C. RESISTANCE	2-1 @20°C	4.60 ohms max.
D.C. RESISTANCE	3-4 @20°C	0.690 ohms max.
D.C. RESISTANCE	6-8 @20°C	0.145 ohms max.
INDUCTANCE	2-1 10kHz, 100mVAC, Ls	2.0mH ±10%
SATURATION CURRENT	20% rolloff from initial	360mADC
LEAKAGE INDUCTANCE	2-1 tie(6+8), 10kHz, 100mVAC, Ls	60uH typ., 90uH max.
DIELECTRIC	2-6 tie(1+3), 4500VAC, 1 second	4500VAC, 1 minute
URNS RATIO	(2-1):(3-4)	6.4:1, ±3%
URNS RATIO	(2-1):(6-8)	8:1, ±3%

GENERAL SPECIFICATIONS:

OPERATING TEMPERATURE RANGE: -40°C to +125°C including temp rise.

Designed to comply with the following requirements as defined by IEC61558-2-17:
 - Reinforced insulation for a primary circuit at a working voltage of 400VDC.

DETAILS SUBJECT TO CHANGE

REV.	DATE	Packaging Specifications Method: Tray PKG-0732 www.we-online.com/midcom		Tolerances unless otherwise specified: Angles: ±1° Fractions: ±1/64 Decimals: ±.005 [.13] Footprint: ±.001 [.03]	DRAWING TITLE TRANSFORMER	PART NO. 750871035
6B	12/10		CONVENTION PLACEMENT	This drawing is dual dimensioned. Dimensions in brackets are in millimeters.	eiSos p/n: 750871035	
6A	2/10	SEE REVISION SHEET FOR REVISION LEVEL	REVISION LEVEL			SPECIFICATION SHEET 1 OF 1