

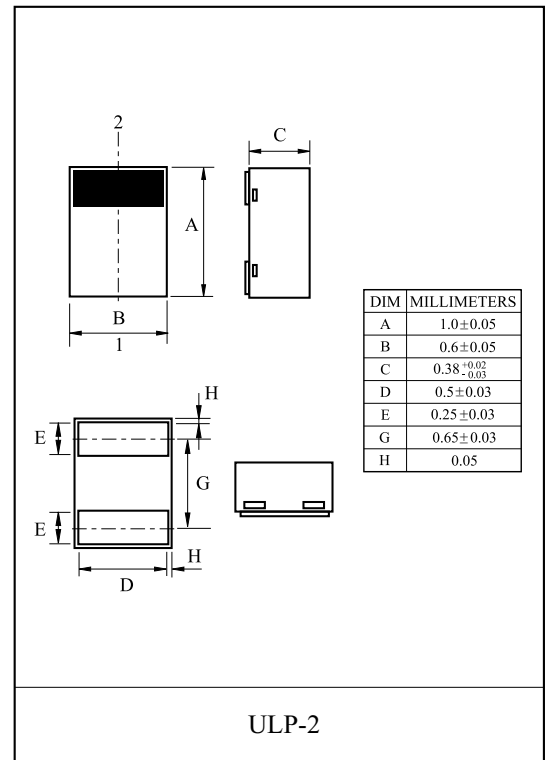
Protection in Portable Electronics Applications.

FEATURES

- Transient protection for data lines to
IEC 61000-4-2(ESD) : $\pm 8\text{kV}$ (contact), $\pm 15\text{kV}$ (Air)
IEC 61000-4-4(EFT) : $2.5\text{kV}/50\text{A}$
IEC 61000-4-5(Surge) $4\text{A}(t_p=8/20 \mu\text{s})$
- Small package for use in portable electronics.
- Suitable replacement for Multi-Layer Varistors in ESD protection applications.
(* Multi-Layer Varistors [0402 Size])
- Protects on I/O or power line.
- Low clamping voltage.
- Low leakage current.

APPLICATIONS

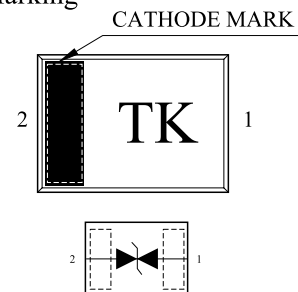
- USB 2.0, 10/100/1000 Ethernet, FireWire, DVI, HDMI, S-ATA
- Mobile Communication
- Consumer Products (STB, MP3, DVD, DSC...)
- LCD-Display, Camera
- Notebooks and desktop computers, peripherals



MAXIMUM RATING (Ta=25)

CHARACTERISTIC	SYMBOL	RATING	UNIT
Peak Pulse Power (tp=8/20 μs)	P_{PK}	100	W
Peak Pulse Current (tp=8/20 μs)	I_{PP}	4	A
Junction Temperature	T_J	150	
Storage Temperature	T_{stg}	-55 150	

Marking

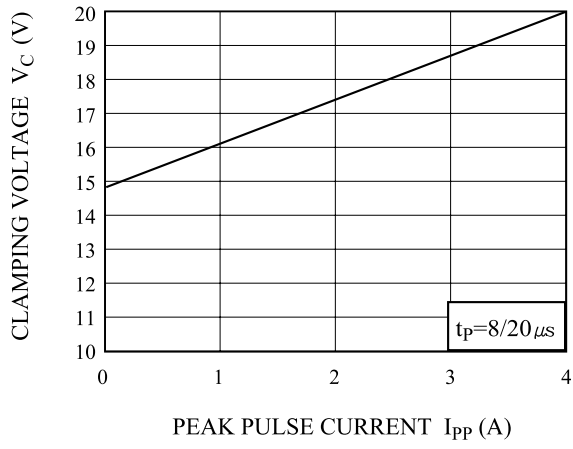


ELECTRICAL CHARACTERISTICS (Ta=25)

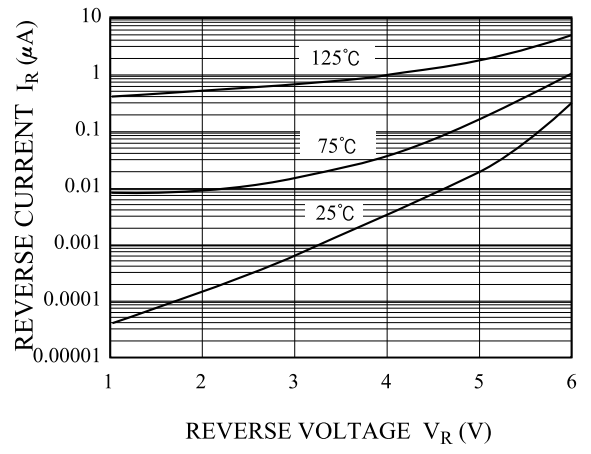
CHARACTERISTIC	SYMBOL	TEST CONDITION	MIN.	TYP.	MAX.	UNIT
Reverse Stand-Off Voltage	V_{RWM}	-	-	-	5	V
Reverse Breakdown Voltage	V_{BR}	$I_t=1\text{mA}$	7	-	-	V
Reverse Leakage Current	I_R	$V_{RWM}=5.3\text{V}$	-	-	1	μA
Clamping Voltage	V_C	$I_{PP}=1\text{A}, t_p=8/20 \mu\text{s}$	-	13	-	V
		$I_{PP}=4\text{A}, t_p=8/20 \mu\text{s}$	-	20	25	
Junction Capacitance	C_J	$V_R=0\text{V}, f=1\text{MHz}$	-	0.3	0.5	pF

PG05TBUL2

CLAMPING VOLTAGE



REVERSE CURRENT



CAPACITANCE

