
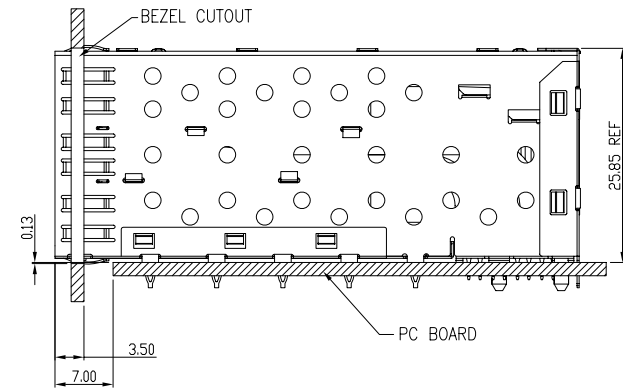


Qty Per:	TRAY	CARTON		
	3	18		
PART NUMBER	STATEMENT			
SFP0-3010-L	INNER/OUTER LIGHT PIPES			
	INNER LIGHT PIPES			
	OUTER LIGHT PIPES			
No.	DESCRIPTION	Q'ty	MATERIAL	PLATING
01	SFP CAGE (Non-Logo)	1	COPPER ALLOY	
02	CONNECTOR	6	HIGH TEMP/COPPER ALLOY	GOLD
03	LIGHT PIPES	6	POLYCARBONITE	

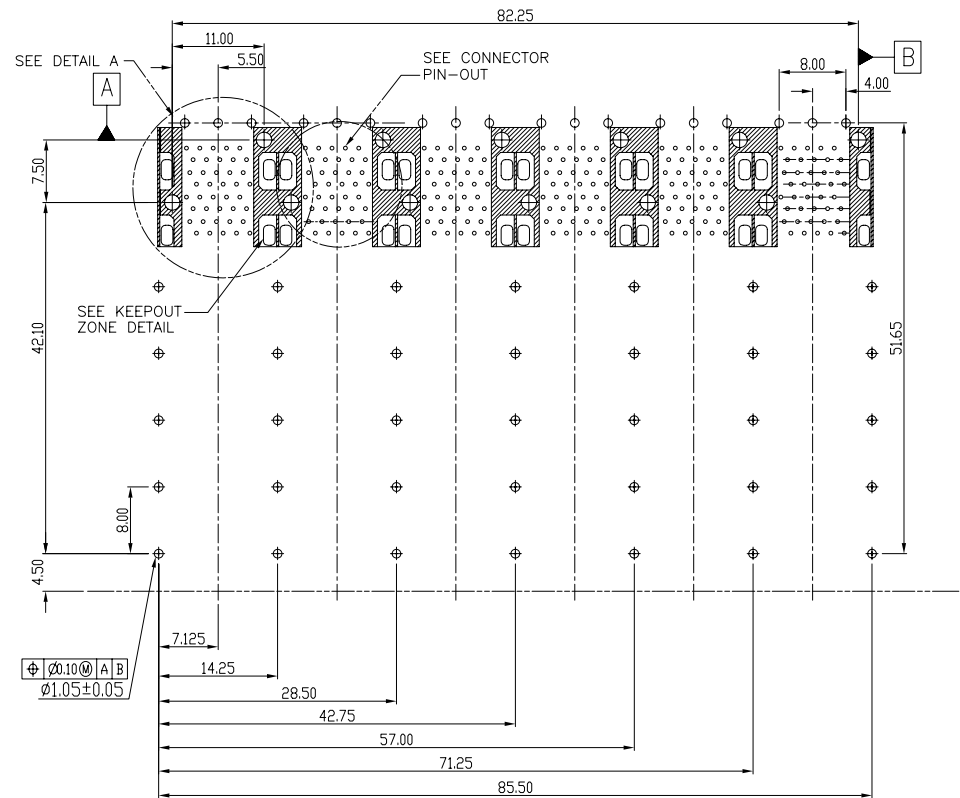
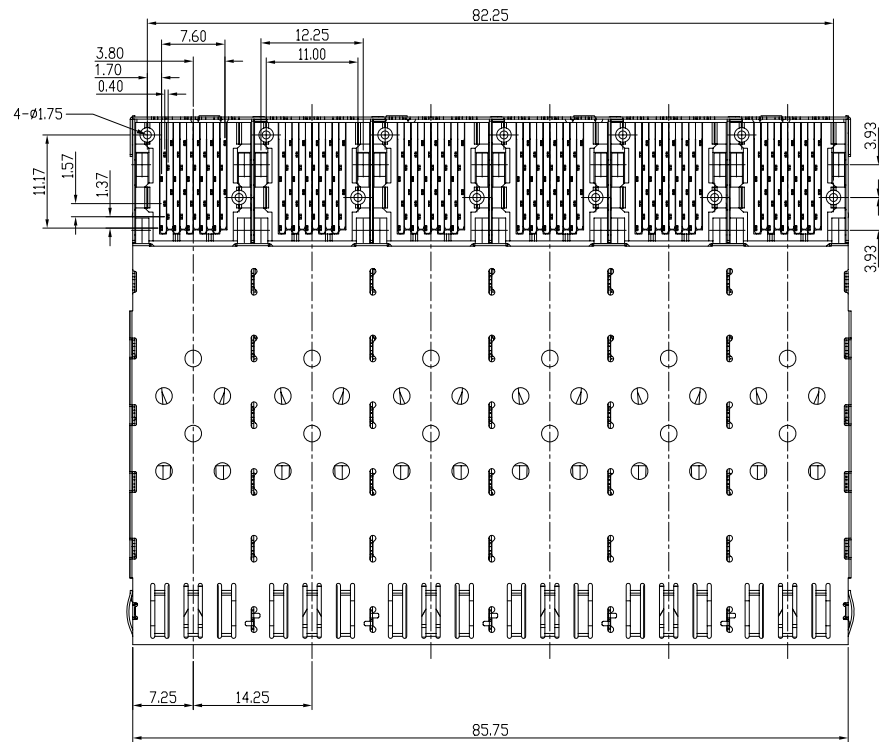
DETACHED LISTS	MM (INCH)	RoHS Compliant			
	TOLERANCES EXCEPT AS NOTED	TITLE			
	MM	W/LIGHT PIPES			
	.0 ± 0.25 ± .00 ± 0.20 ± .000 ± 0.10 ±	SFP 2 BY 6 CAGE+CONNECTOR_P			
ANGLES ± 0.5	DFTD Jack	DRAWING NO. CSFP0-3010-L	SIZE	REV	
	DATE 3/10/09	/PART NO. SFP0-3010-L	A3	0	
THIRD ANGLE PROJECTION	SCALE : 2:1	DO NOT SCALE DRAWING	SHEET 1	OF 4	



BEZEL CUT-OUT CENTER SPACING DETAIL
 BEZEL THICKNESS:0.8-2.6



DETACHED LISTS	← MM (INCH) → TOLERANCES EXCEPT AS NOTED		RoHS Compliant			
	MM .0 ± 0.25 ± .00 ± 0.20 ± .000 ± 0.10 ±		TITLE W/LIGHT PIPES SFP 2 BY 6 CAGE+CONNECTOR_P			
	ANGLES ± 0.5		DFTD Jack DATE 3/10/09		DRAWING NO. CSFP0-3010-L /PART NO. SFP0-3010-L	
	 THIRD ANGLE PROJECTION		SCALE : 2:1		DO NOT SCALE DRAWING	
				SIZE A3	REV 0	SHEET 2 OF 4



DETACHED LISTS	MM (INCH)	RoHS Compliant				
	TOLERANCES EXCEPT AS NOTED		TITLE SFP 2 BY 6 CAGE+CONNECTOR_P W/LIGHT PIPES			
	MM		DRAWING NO. CSFP0-3010-L		SIZE	REV
	.0 ± 0.25	±	DATE 3/10/09		A3	0
.00 ± 0.20	±	/PART NO. SFPO-3010-L				
.000 ± 0.10	±	SCALE : 2:1		DO NOT SCALE DRAWING	SHEET 3 OF 4	
ANGLES ± 0.5						
THIRD ANGLE PROJECTION						

