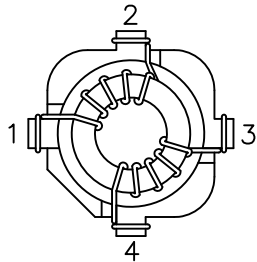
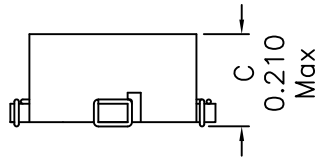
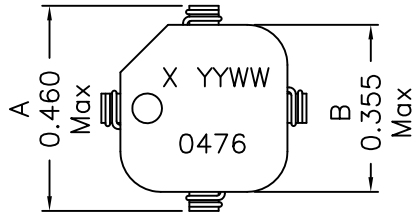
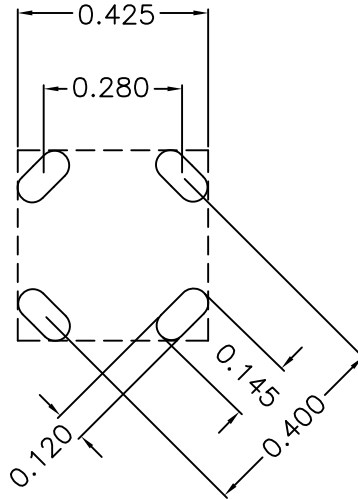


1. Mechanical Dimensions:



BOTTOM VIEW

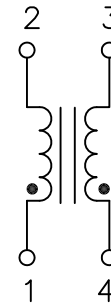


RECOMMENDED LAYOUT PATTERN
(TOP VIEW)

Notes:

1. Solderability: Leads shall meet MIL-STD-202G, Method 208H for solderability.
2. Flammability: UL94V-0
3. ASTM oxygen index: > 28%
4. Insulation System: Class F 155°C. UL file E151556
5. All listed parameters are to be within tolerance from -40°C to +105°C unless otherwise noted
6. Storage Temperature Range: -55°C to +125°C
7. Aqueous wash compatible
8. SMD Lead Coplanarity: $\pm 0.004^*(0.102\text{mm})$
9. Electrical and mechanical specifications 100% tested
10. RoHS Compliant Component

2. Schematic:



3. Electrical Specifications: @25°C

OCL: $47\mu\text{H} + 35\% / - 25\%$ @10KHz, 0.1V Each Wdg

Q: Pins 1-2 5 Min @10KHz, 0.1V

LL: Pins 1-2 0.30 μH Typ @100KHz, 0.1V (short 4-3)

Current Rating: 5.00Arms

DC Res.: 0.008 Ohms Max Each Wdg

Turns Ratio: Pins (1-2):(4-3)=1:1 $\pm 2\%$

Hipot: 500Vdc Wdgs to wdgs 60Hz

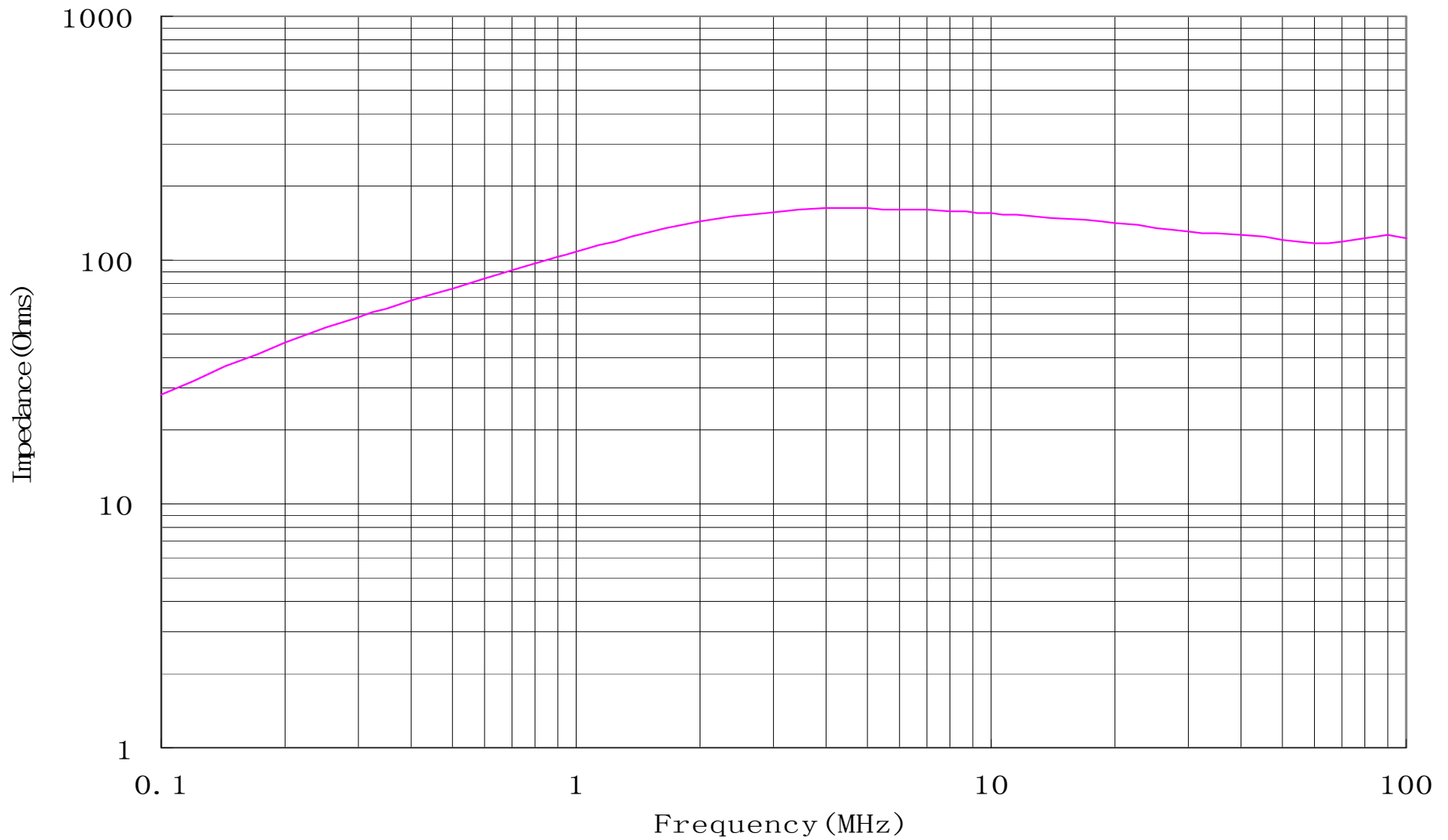
SRF: Pins 1-2 7MHz Min

DOC. REV: A/2

XFMRs Inc. www.XFMRS.com	Title: Common Mode Choke		
	UNLESS OTHERWISE SPECIFIED TOLERANCES: .xxx ± 0.010 Dimensions in Inch	P/N: 6XF0476-CMC	REV. A
SHEET 1 OF 2	DWN.	Xiang	Aug-04-16
	CHK.	YK Liao	Aug-04-16
	APP.	GL	Aug-04-16

PROPRIETARY

Document is the property of XFMRs Group & is not allowed to be duplicated without authorization.



DOC. REV: A/2

XFMRs Inc. www.XFMRS.com	Title: Common Mode Choke		
	UNLESS OTHERWISE SPECIFIED TOLERANCES: .xxx ±0.010 Dimensions in Inch		P/N: 6XF0476-CMC REV. A
SHEET 2 OF 2	DWN.	Xiang	Aug-04-16
	CHK.	YK Liao	Aug-04-16
	APP.	GL	Aug-04-16

PROPRIETARY

Document is the property of XFMRs Group & is not allowed to be duplicated without authorization.