

RoHS Compliant Product
A suffix of "-C" specifies halogen & lead-free

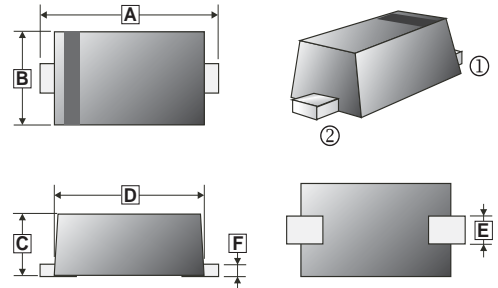
FEATURES

- 350 Watts peak pulse power($t_p=8/20\mu s$)
- Small package for use in portable electronics
- Suitable replacement for MLV'S in ESD protection applications
- Low clamping voltage and leakage current
- In compliance with EU RoHS 2002/95/EC directives

APPLICATIONS

- Case : SOD-323L, plastic
- Terminals : Solderable per MIL-STD-750, Method 2026
- Polarity : Color band cathode
- Approx. Weight : 0.0001 ounce, 0.0041 grams

SOD-323L



REF.	Millimeter		REF.	Millimeter	
	Min.	Max.		Min.	Max.
A	2.30	2.70	D	1.60	1.80
B	1.15	1.35	E	0.25	0.40
C	0.80	1.00	F	0.05	0.25

PACKAGE INFORMATION

Package	MPQ	LeaderSize
SOD-323L	5K	7' inch

MAXIMUM RATINGS ($T_A=25^\circ C$ unless otherwise specified)

Parameter	Symbol	Value	Unit
Peak Pulse Power ($t_p = 8/20\mu s$)	P_{PK}	350	W
ESD Voltage	V_{ESD}	25	KV
Operating and Storage Temperature Range	T_J, T_{STG}	-50~150	$^\circ C$

ELECTRICAL CHARACTERISTICS ($T_A=25^\circ C$ unless otherwise specified)

Parameter	Symbol	Min.	Typ.	Max.	Unit	Conditions
Reverse Stand-Off Voltage	V_{RWM}	-	-	36	V	-
Reverse Breakdown Voltage	V_{BR}	39.9	-	45	V	$I_{BR}=1Ma$
Reverse Leakage Current	I_R	-	-	1	μA	$V_R=36V$
Clamping Voltage (8/20 μs)	V_C	-	-	60	V	$I_{PP}=1A$
Off State Junction Capacitance	C_J	-	30	-	pF	0Vdc Bias = $f = 1MHz$
		-	1	-	pF	5Vdc Bias = $f = 1MHz$

RATINGS AND CHARACTERISTICS CURVES

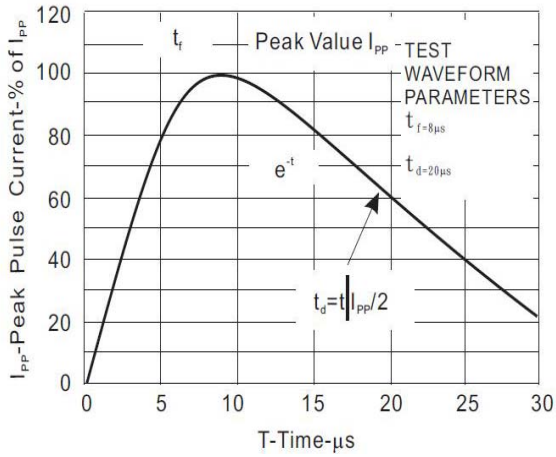


FIG.1-Pulse Wave Form

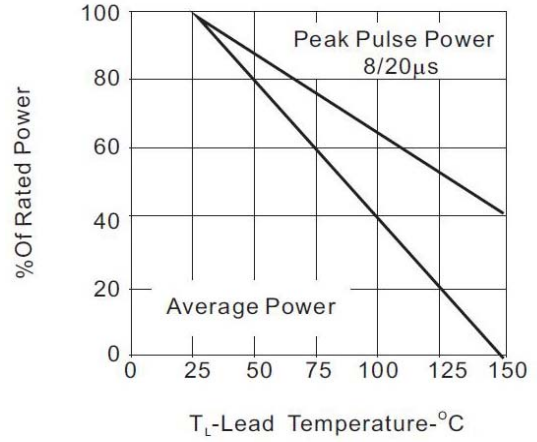


FIG.2-Power Derating Curve

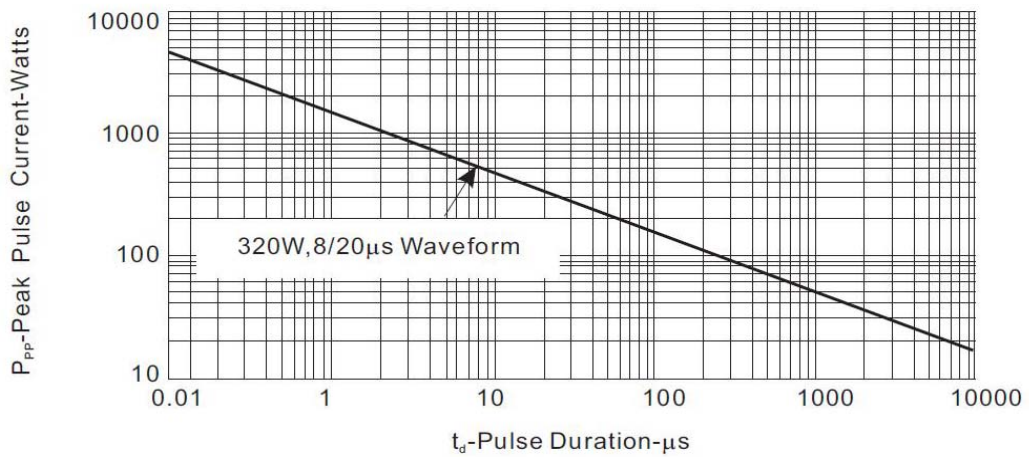


FIG.3- Peak Pulse Power vs Pulse Time

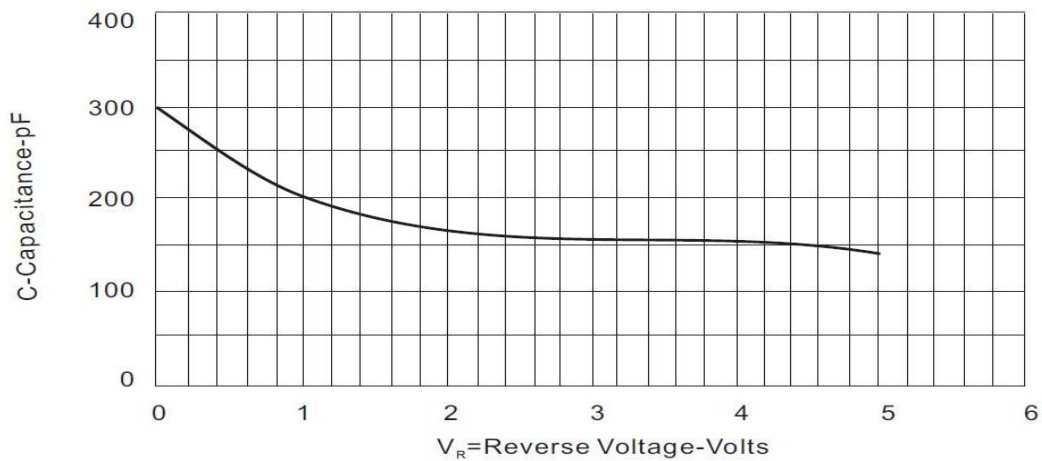


FIG.4-Typical Reverse Voltage vs Capacitance